

GOLD
Ellisima[®]
Quick
Reference Guide

Model BLSOG



baby lock

FOR THE LOVE OF SEWING

To register your warranty and receive product updates and offers, register your Baby Lock machine on babylock.com/profile. If you have questions with registration, visit your Authorized Baby Lock Retailer.

Baby Lock Consumer Helpline: 800-313-4110

www.babylock.com

Refer to the instruction and reference guide for detailed instruction.

Also, there are differences in the keys and screens depending on the display language. In this guide, English screens are used for basic explanations.

Pour des instructions détaillées, reportez-vous au manuel d'instructions.

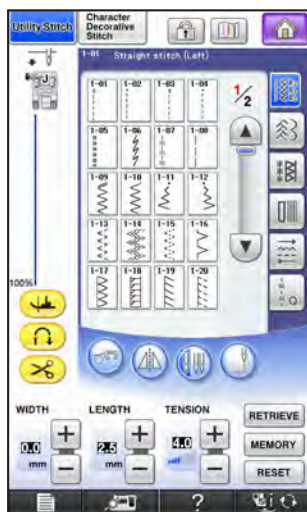
Par ailleurs, il y a des différences dans les touches et les écrans en fonction de la langue d'affichage. Dans ce guide, les explications de base utilisent les écrans anglais.

Para obtener instrucciones más detalladas, consulte el Manual de instrucciones.

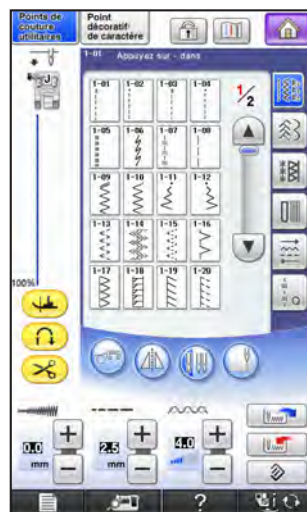
Además, dependiendo del idioma visualizado algunos botones y pantallas podrán ser diferentes.

En esta guía, para las explicaciones básicas se emplean pantallas en inglés.

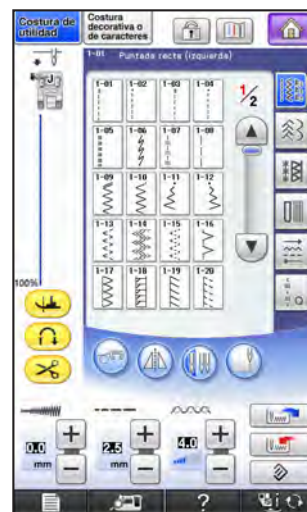
<English display>
<Affichage en anglais>
<Visualización en inglés>



<Example: French>
<Exemple : français>
<Ejemplo: Francés>



<Example: Spanish>
<Exemple : espagnol>
<Ejemplo: Español>



Contents

- 2 Winding the Bobbin
- 4 Setting the Bobbin
- 5 Upper Threading
- 6 Preparing to Embroider
- 8 Selecting Stitch Patterns
 - 8 LCD Flow Chart
 - 9 Utility Stitches
 - 10 Character/Decorative Stitches
 - 10 Embroidery Patterns
 - 11 Embroidery Edit Patterns
 - 12 Others
- 13 Summary of Stitch Patterns
 - 13 Utility Stitches
 - 14 Character/Decorative Stitches
 - 20 Embroidery Patterns
- 31 Embroidery Pattern Color Change Table
 - 31 Baby Lock "exclusives" Flower designs
 - 34 Baby Lock "exclusives" Lace designs
 - 37 Baby Lock "exclusives" Borders designs
 - 40 Baby Lock "exclusives" Quilting designs
 - 42 Baby Lock "exclusives" Occasions designs
 - 44 Baby Lock "exclusives" Children designs
 - 46 Baby Lock "exclusives" Animals designs
 - 48 Baby Lock "exclusives" Appliqué designs
 - 50 Baby Lock "exclusives" Novelty designs
 - 53 Baby Lock "exclusives" Nancy Zieman designs
 - 56 Embroidery patterns
 - 56 Design patterns
 - 60 Quilt patterns
 - 61 Decorative buttonhole patterns
 - 61 Border patterns
 - 62 Designs using Print and Stitch function
 - 63 Floral alphabet patterns
 - 66 Greek alphabet patterns
 - 68 Utility embroidery patterns
 - 70 Patterns for bobbin work
- 72 Examples of Combinations
- 73 Color Thread Conversion Chart

Table des matières

- 2 Bobinage de la canette
- 4 Mise en place de la canette
- 5 Enfilage supérieur
- 6 Préparation de la broderie
- 8 Sélection des configurations de point
 - 8 Organigramme de l'écran à cristaux liquides
 - 9 Points utilitaires
 - 10 Caractères/points décoratifs
 - 10 Motif de broderie
 - 11 Motifs de modification de broderie
 - 12 Autres
- 13 Sommaire des motifs de point
 - 13 Points utilitaires
 - 14 Caractères/points décoratifs
 - 20 Motif de broderie
- 31 Tableau de changement de couleur des motifs de broderie
 - 31 Motifs floraux Baby Lock « exclusifs »
 - 34 Motifs de dentelles Baby Lock « exclusifs »
 - 37 Motifs de bordures Baby Lock « exclusifs »
 - 40 Motifs piqués Baby Lock « exclusifs »
 - 42 Motifs d'événements Baby Lock « exclusifs »
 - 44 Motifs pour enfants Baby Lock « exclusifs »
 - 46 Motifs d'animaux Baby Lock « exclusifs »
 - 48 Motifs d'appliqués Baby Lock « exclusifs »
 - 50 Motifs nouveauté Baby Lock « exclusifs »
 - 53 Motifs Nancy Zieman Baby Lock « exclusifs »
 - 56 Motifs de broderie
 - 56 Création de motifs
 - 60 Motifs piqués
 - 61 Motifs pour boutonnière décorative
 - 61 Motifs de bordure
 - 62 Motifs utilisant la fonction Imprimer et broder
 - 63 Motifs alphabet floral
 - 66 Motifs alphabet grec
 - 68 Motifs de broderie courants
 - 70 Motifs pour le travail à la canette
- 72 Exemples de combinaisons
- 73 Tableau de conversion des fils de couleur

Contenido

- 2 Devanado de la bobina
- 4 Colocación de la bobina
- 5 Hilo superior
- 6 Preparativos para bordar
- 8 Selección de tipos de puntada
 - 8 Diagrama de flujo del LCD
 - 9 Puntadas útiles
 - 10 Puntadas de letras/decorativas
 - 10 Patrones de bordado
 - 11 Patrones de edición de bordado
 - 12 Otros
- 13 Resumen de tipos de puntada
 - 13 Puntadas útiles
 - 14 Puntadas de letras/decorativas
 - 20 Patrones de bordado
- 31 Tabla de cambio de color para patrones de bordado
 - 31 Diseños de flores "exclusivos" de Baby Lock
 - 34 Diseños de encaje "exclusivos" de Baby Lock
 - 37 Diseños de bordes "exclusivos" de Baby Lock
 - 40 Diseños de acolchado "exclusivos" de Baby Lock
 - 42 Diseños de ocasiones "exclusivos" de Baby Lock
 - 44 Diseños infantiles "exclusivos" de Baby Lock
 - 46 Diseños de animales "exclusivos" de Baby Lock
 - 48 Diseños de aplicaciones "exclusivos" de Baby Lock
 - 50 Diseños novedosos "exclusivos" de Baby Lock
 - 53 Diseños Nancy Zieman "exclusivos" de Baby Lock
 - 56 Patrones de bordado
 - 56 Diseño de patrones
 - 60 Patrones de acolchado
 - 61 Costuras de ojales decorativas
 - 61 Costuras con bordes
 - 62 Diseños con la función Imprimir y coser
 - 63 Patrones alfabéticos en motivo floral
 - 66 Costuras de caracteres alfabéticos griegos
 - 68 Patrones de bordado de utilidad
 - 70 Patrones para efectos decorativos con bobinas
- 72 Ejemplos de combinaciones
- 73 Tabla de conversión de hilos de color

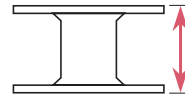
Winding the Bobbin

Bobinage de la canette

Devanado de la bobina

Follow the numbered steps below in order. Refer to the instruction and reference guide for detailed instructions.
 Suivez les étapes numérotées ci-dessous dans l'ordre. Pour des instructions détaillées, reportez-vous au manuel d'instructions.
 Realice los siguientes pasos numerados en el orden indicado. Para obtener instrucciones más detalladas, consulte el Manual de instrucciones.

Use only the included bobbin or bobbins of the same type.
 N'utilisez que la canette fournie ou des canettes du même type.
 Utilice solo la bobina incluida o bobinas del mismo tipo.



11.5 mm (approx. 7/16 inch)
 11,5 mm (env. 7/16 po)
 (aprox. 7/16 pulg.)

Using the Supplemental Spool Pin

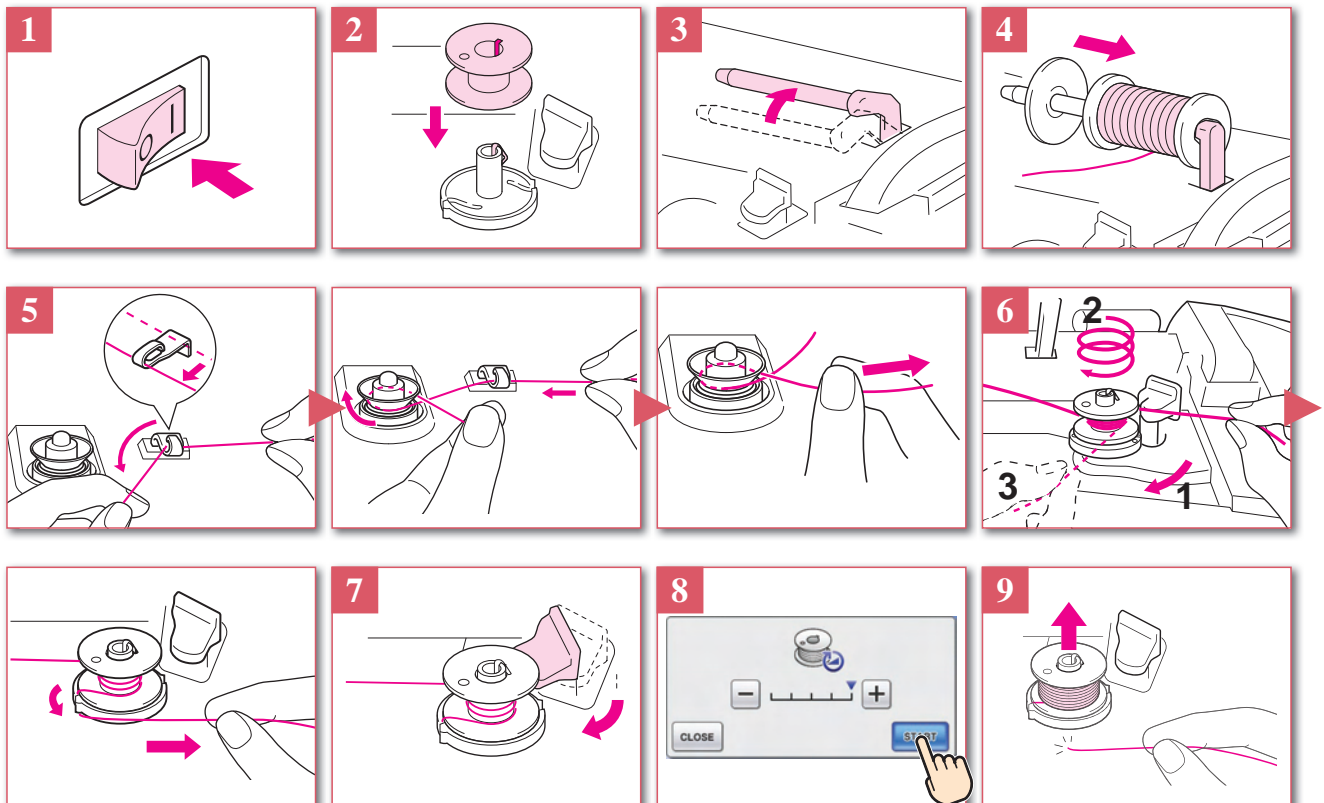
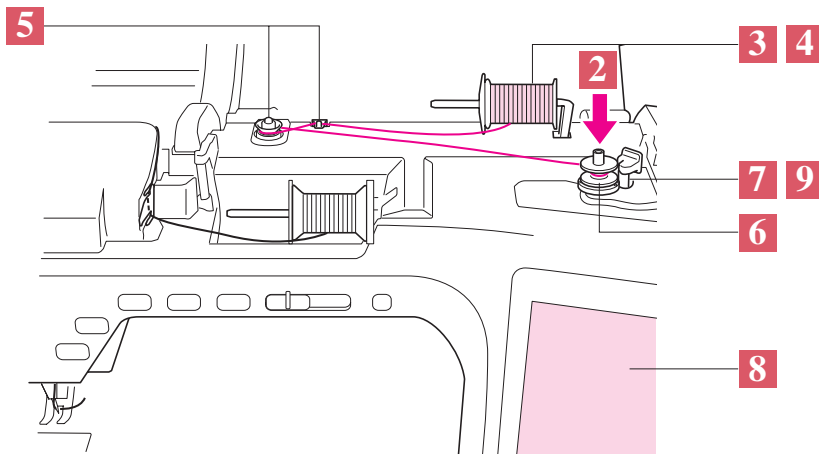
You can wind the bobbin during sewing.

Utilisation du porte-bobine supplémentaire

Vous pouvez bobiner la canette pendant la couture.

Uso del portacarrete suplementario

Puede devanar la bobina mientras está cosiendo.



Using the Spool Pin

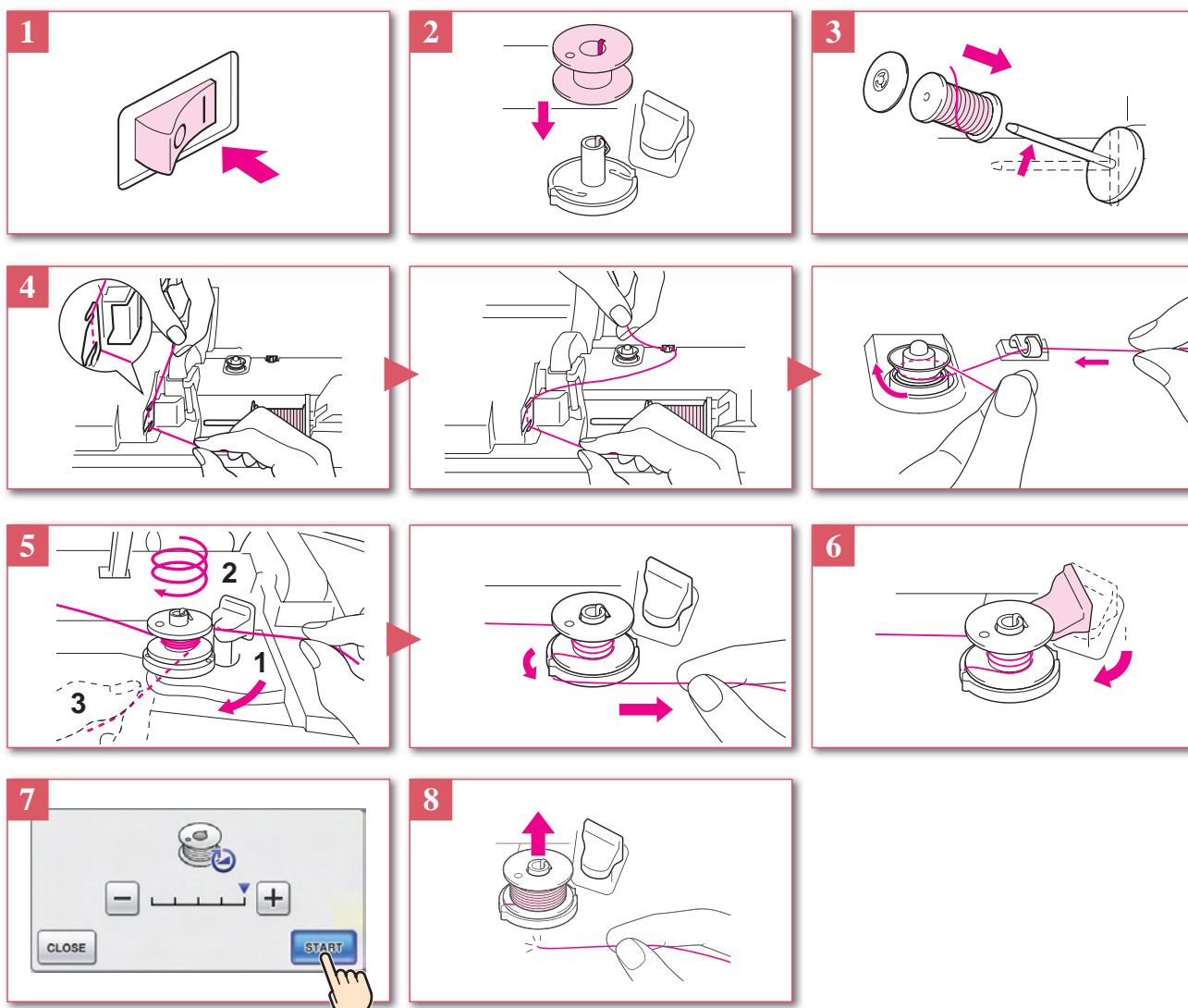
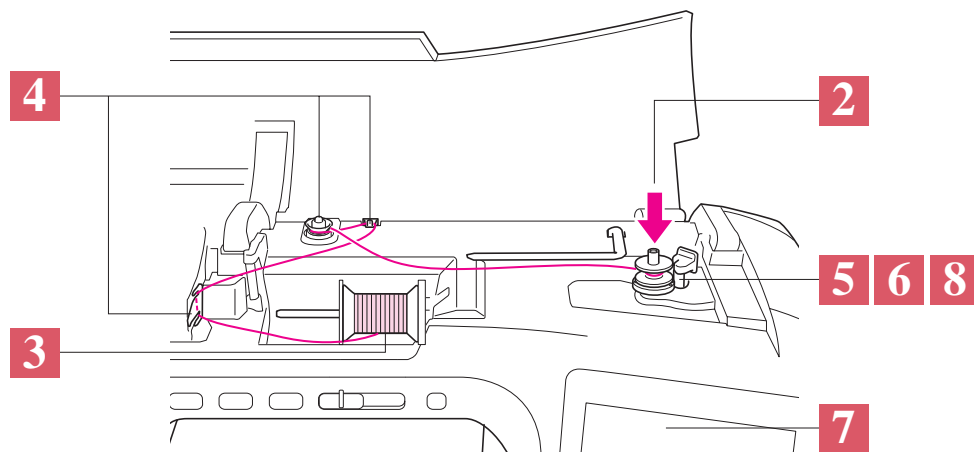
You can use the main spool pin to wind the bobbin before sewing.

Utilisation du porte-bobine

Vous pouvez bobiner la canette avant de coudre à l'aide du porte-bobine principal.

Uso del portacarrete

Puede utilizar el portacarrete principal para devanar la bobina antes de coser.



Setting the Bobbin


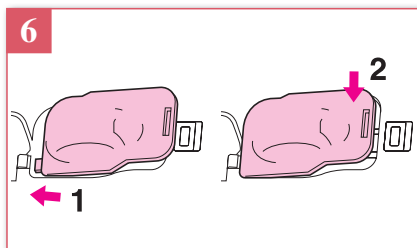
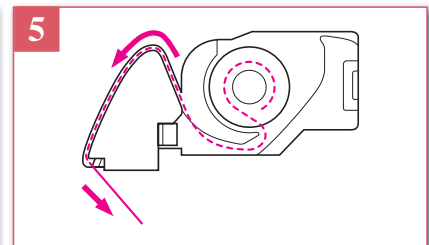
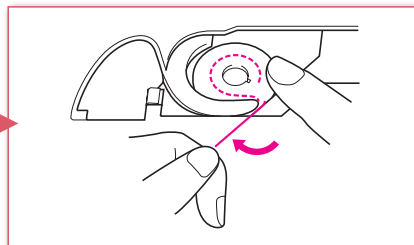
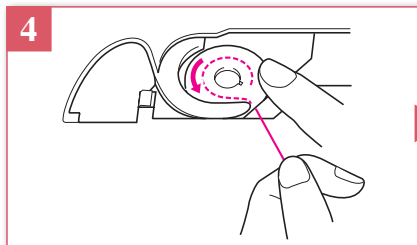
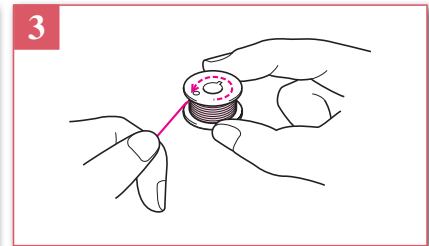
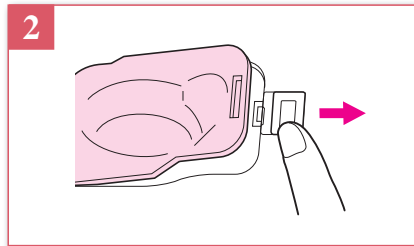

Mise en place de la canette

Colocación de la bobina

Refer to the instruction and reference guide for detailed instructions.

Pour des instructions détaillées, reportez-vous au manuel d'instructions.

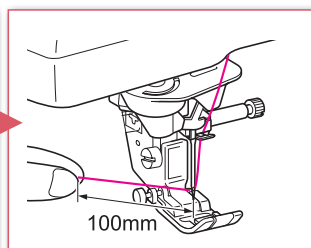
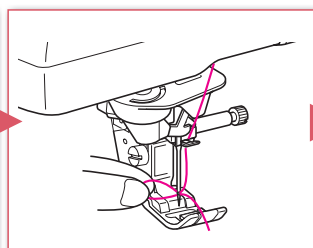
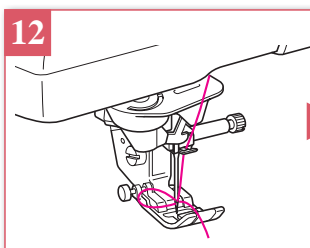
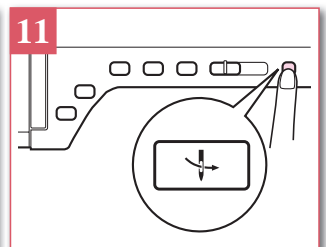
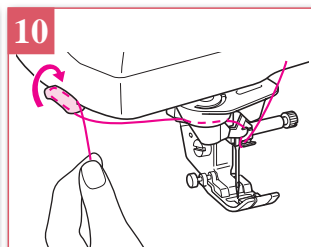
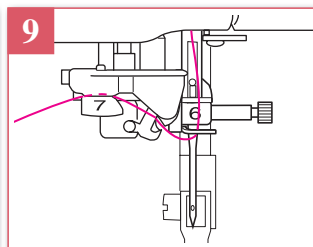
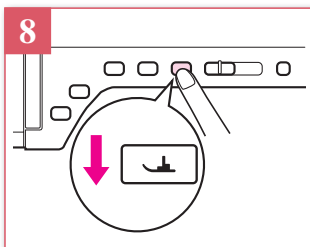
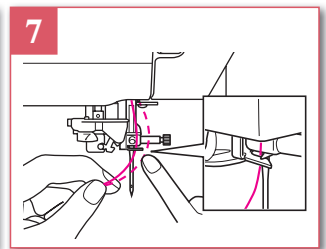
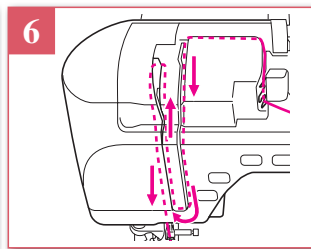
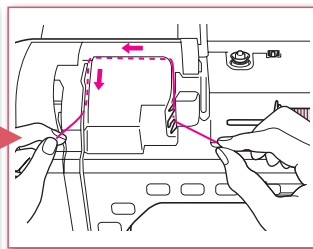
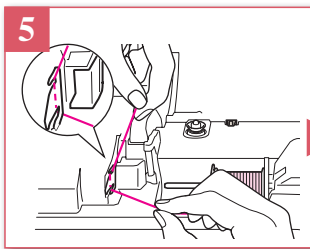
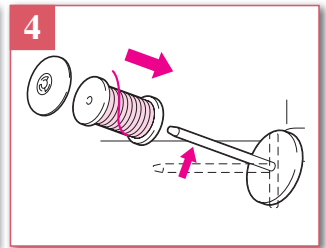
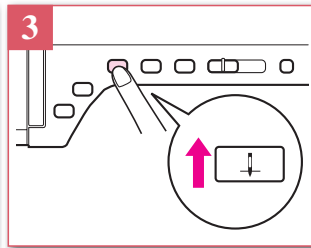
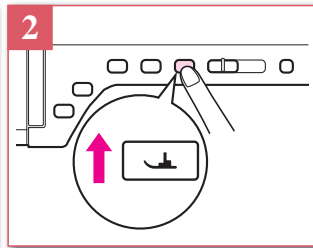
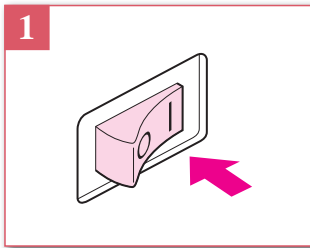
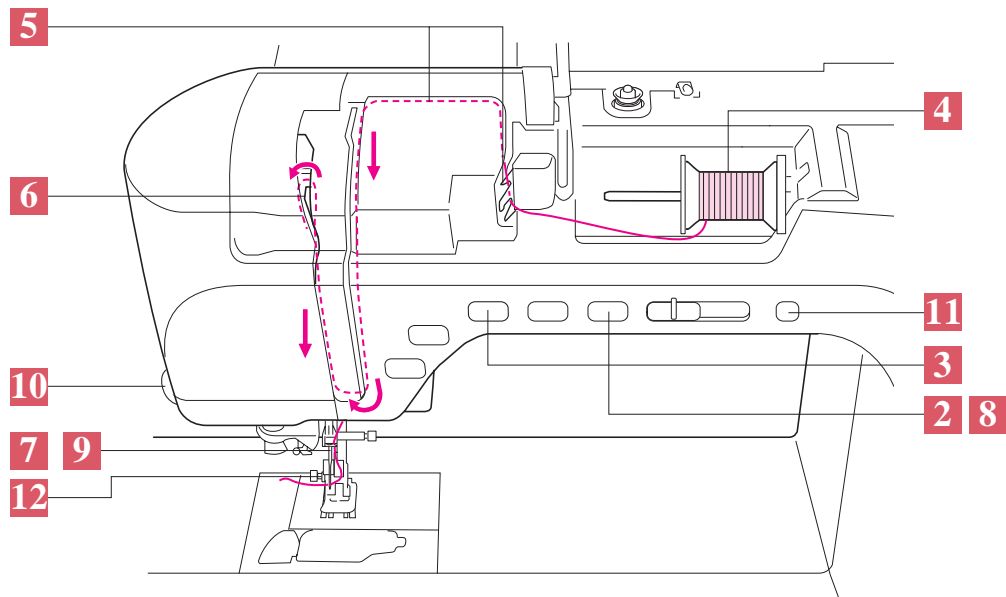
Para obtener instrucciones más detalladas, consulte el Manual de instrucciones.



Upper Threading

Enfilage supérieur

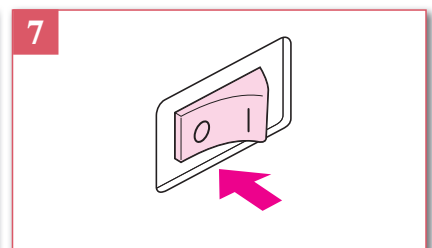

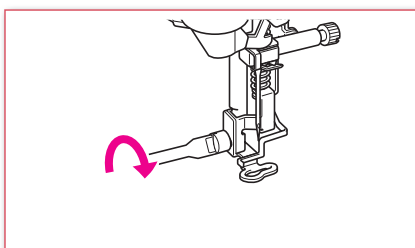
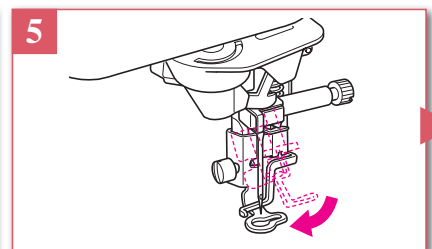
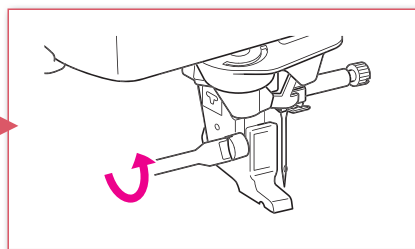
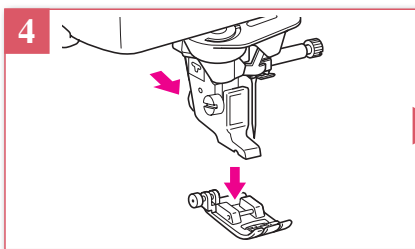
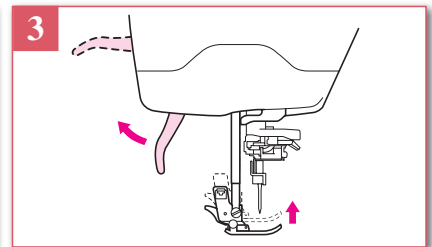

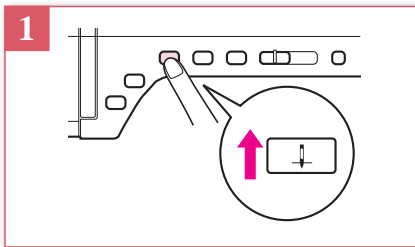
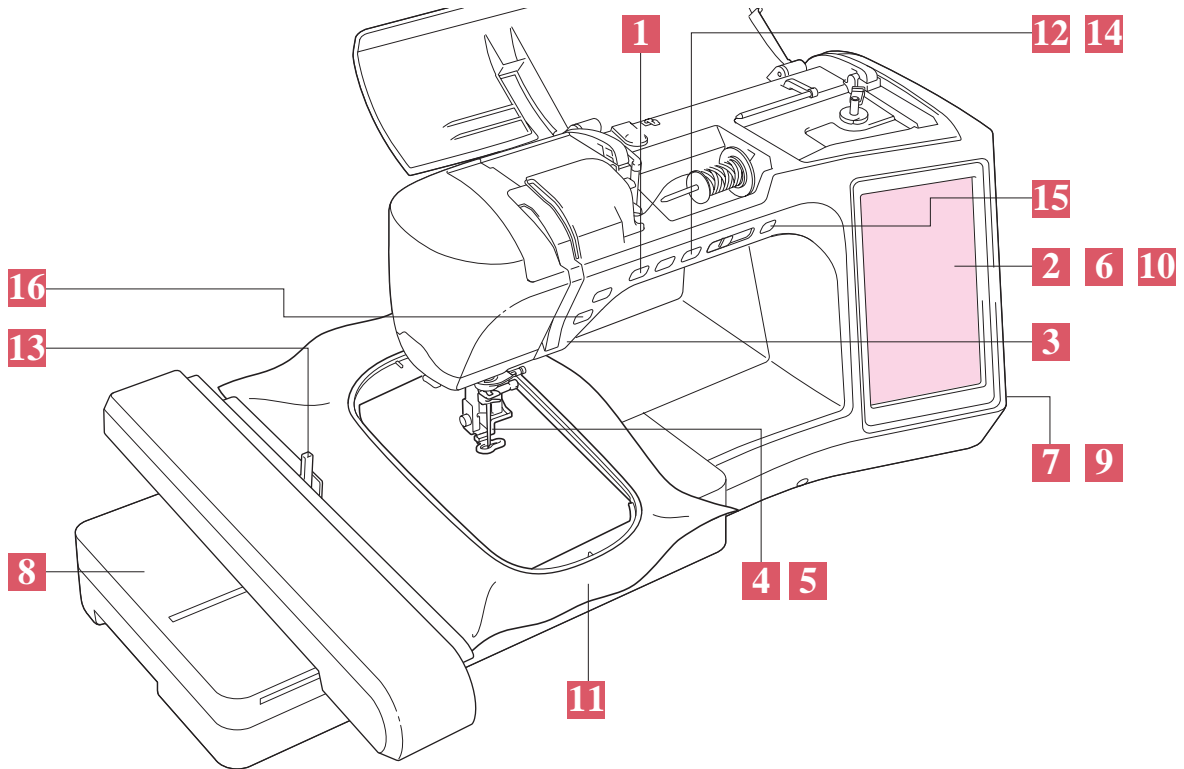
Hilo superior

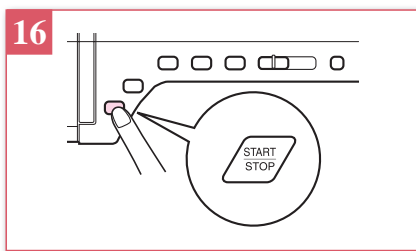
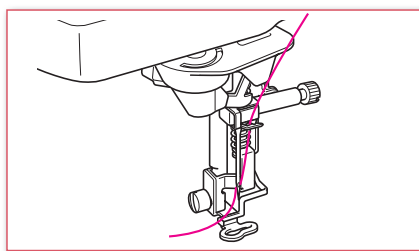
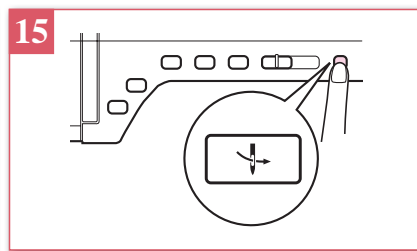
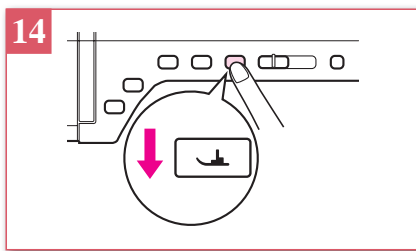
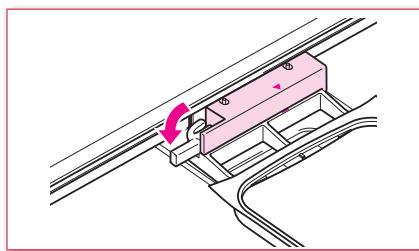
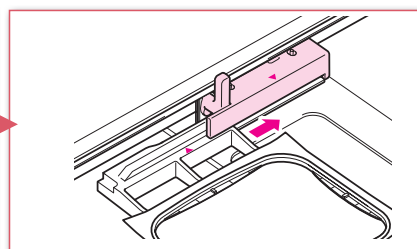
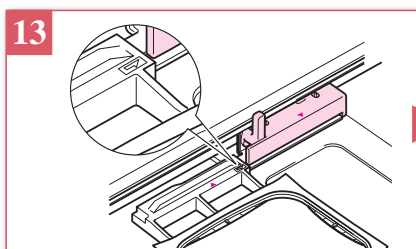
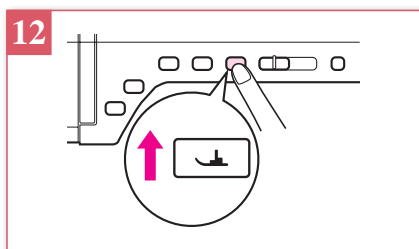
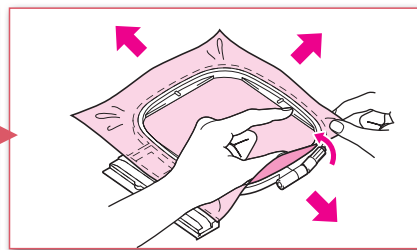
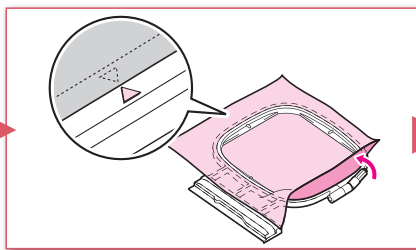
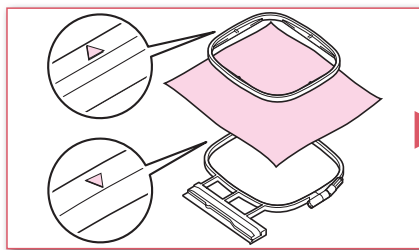
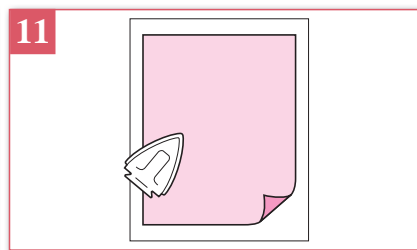
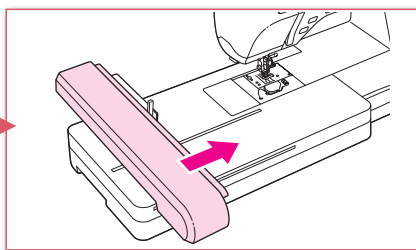
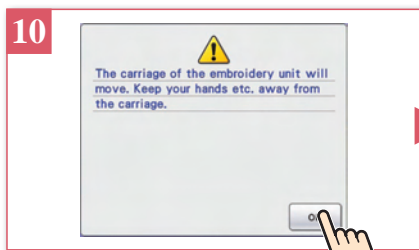
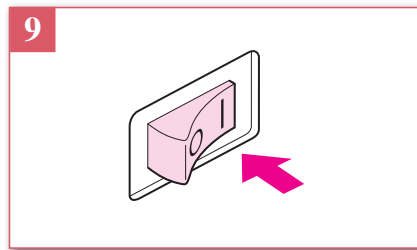
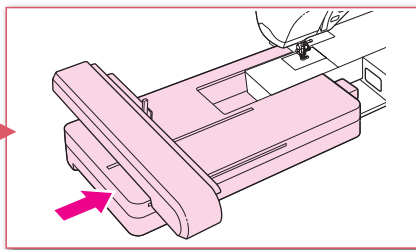
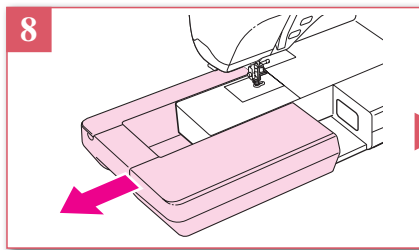



Preparing to Embroider

Préparation de la broderie

Preparativos para bordar





Selecting Stitch Patterns

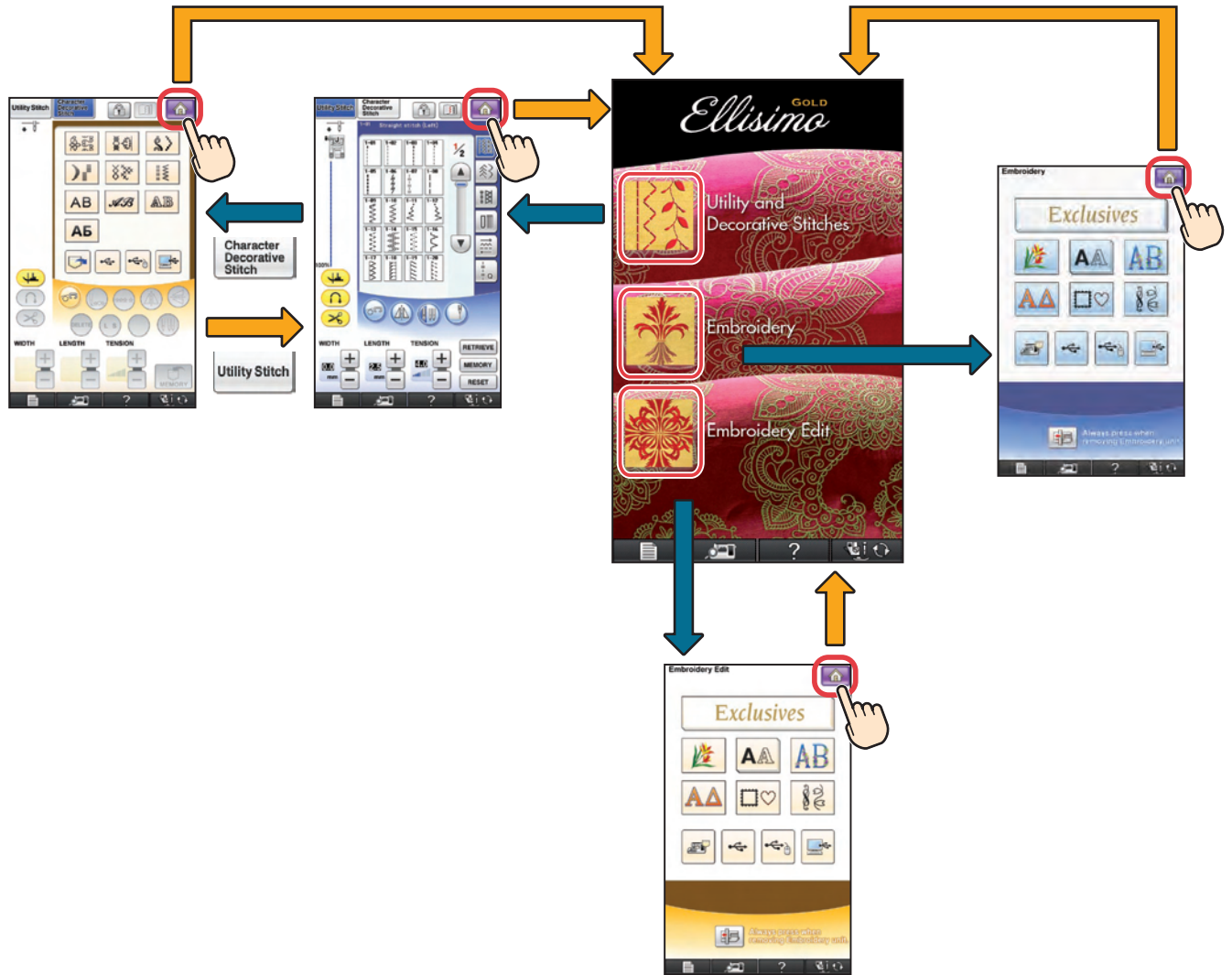
Sélection des configurations de point

Selección de tipos de puntada


◀ LCD Flow Chart

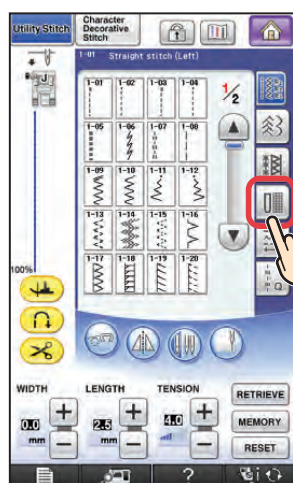
◀ Organigramme de l'écran à cristaux liquides

◀ Diagrama de flujo del LCD




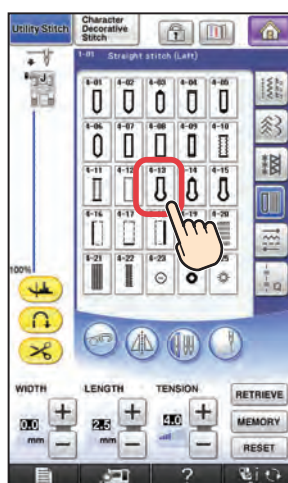
Utility Stitches

When the machine is turned on, the home screen is displayed after the opening movie is played. Press  to display the utility stitch. Either "1-01 Straight stitch (Left)" or "1-03 Straight stitch (Middle)" is selected, depending on the setting selected in the setting screen.




Points utilitaires

Lorsque la machine est mise sous tension, l'écran d'accueil s'affiche après la lecture de la vidéo de démarrage. Appuyez sur  pour afficher le point de couture courant. « 1-01 point droit (gauche) » ou « 1-03 point droit (milieu) » est sélectionné, en fonction du réglage choisi sur l'écran de réglages.



Puntadas utiles

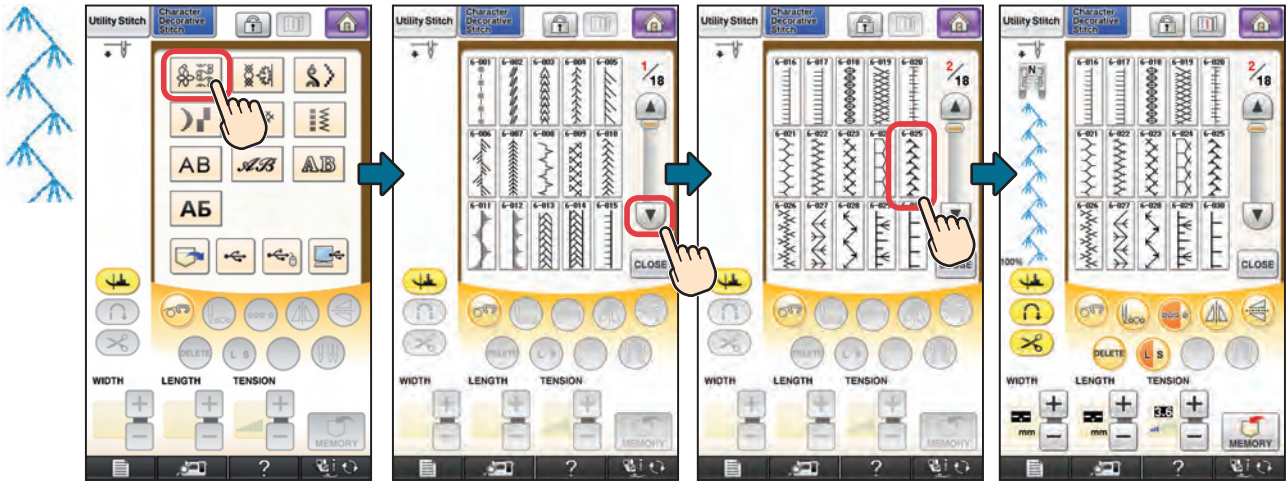
Cuando encienda la máquina y, una vez visualizada la película de presentación, aparecerá la pantalla principal. Pulse  para ver la costura de utilidad. Se seleccionará la "Puntada recta 1-01 (izquierda)" o la "Puntada recta 1-03 (medio)", según el ajuste seleccionado en la pantalla de ajustes.



Character/Decorative Stitches

Caractères/points décoratifs

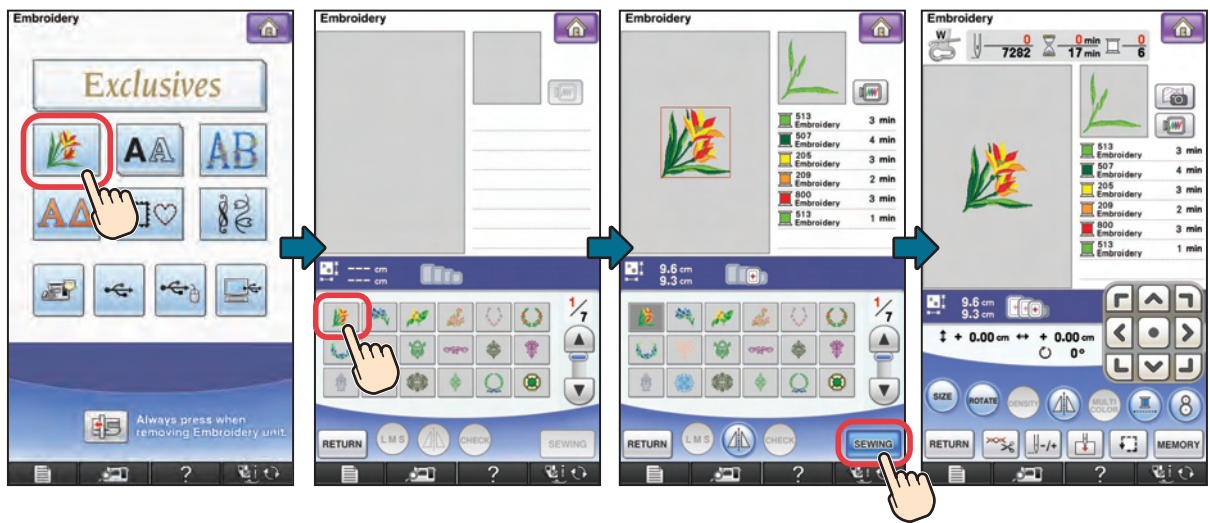
Puntadas de letras/decorativas



Embroidery Patterns

Motifs de broderie

Patrones de bordado



Embroidery Edit Patterns

Motifs de modification de broderie

Patrones de edición de bordado

FLOWER



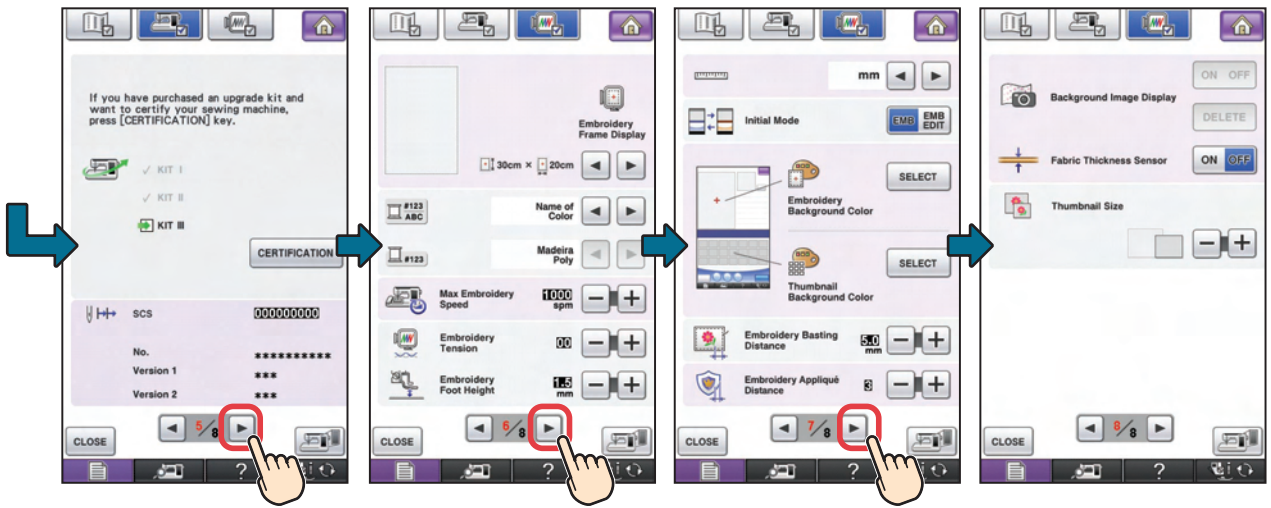
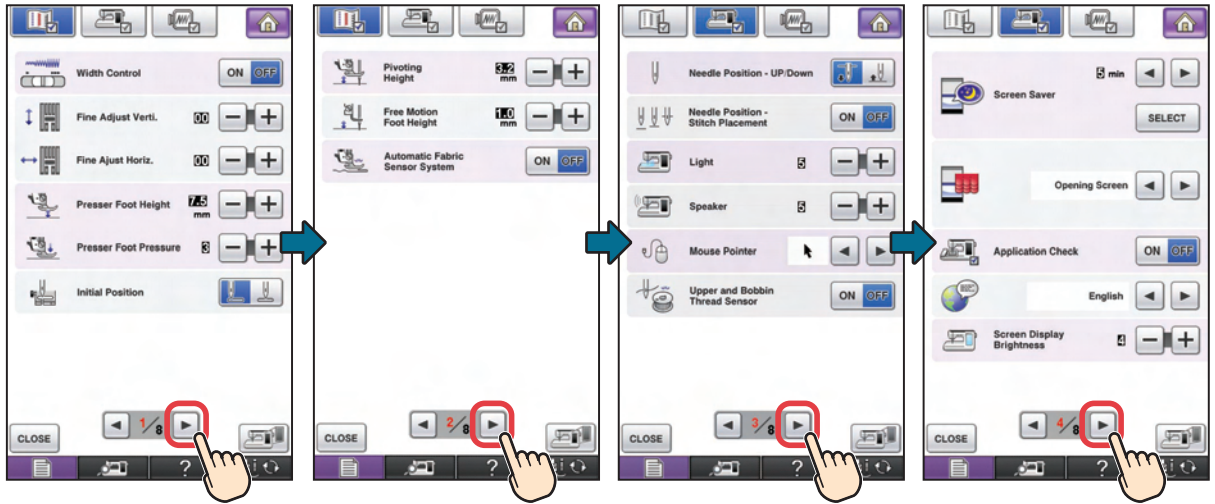
The following table summarizes the sequence of actions shown in the screenshots:

Screenshot	Action
1	Select 'FLOWER' icon in 'Exclusives' menu
2	Press 'SET' button
3	Press 'ADD' button
4	Select 'ABC' in 'Exclusive Script' menu
5	Press 'SET' button
6	Press 'LMS' button
7	Press 'SEWING' button
8	Press 'SEWING' button
9	Press 'SEWING' button
10	Press 'SEWING' button
11	Press 'SEWING' button
12	Press 'SEWING' button

Others

Autres

Otros

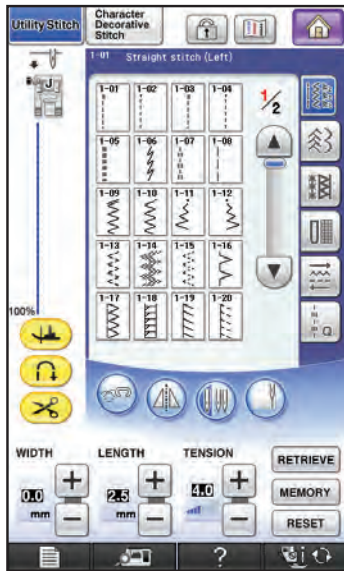


Summary of Stitch Patterns

Sommaire des motifs de point

Resumen de tipos de puntada

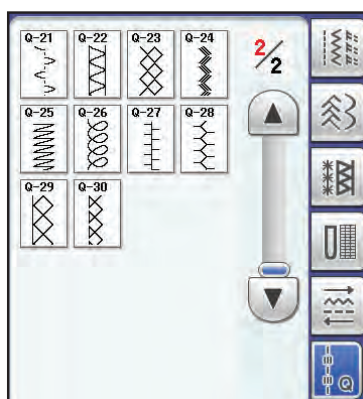
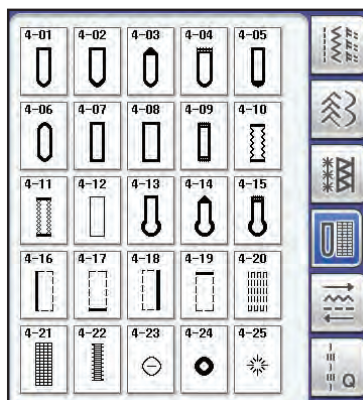
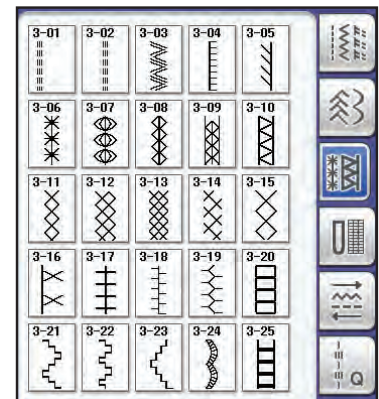
Utility Stitches



Points utilitaires



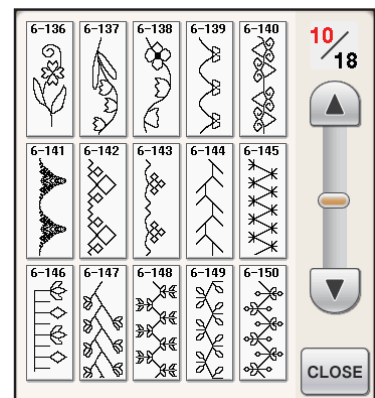
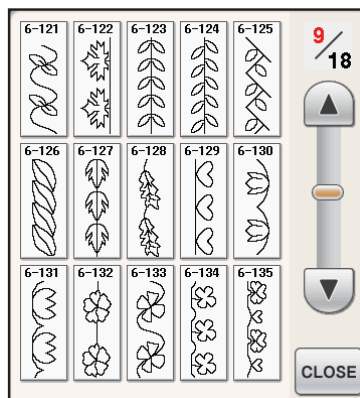
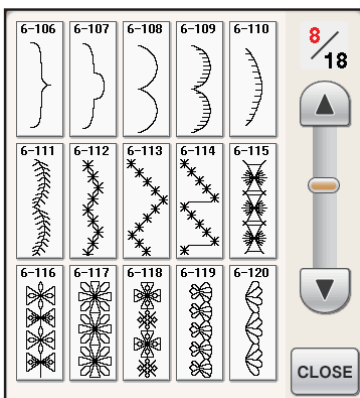
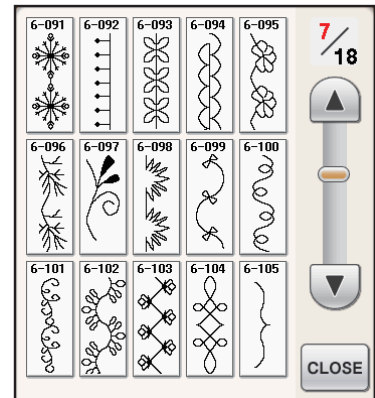
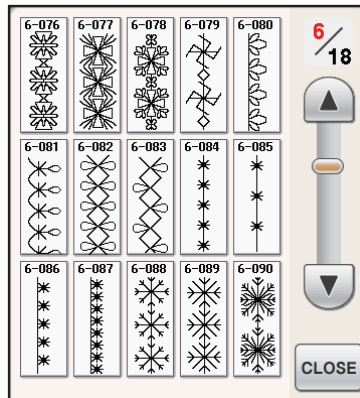
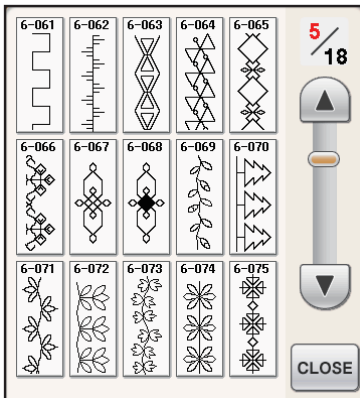
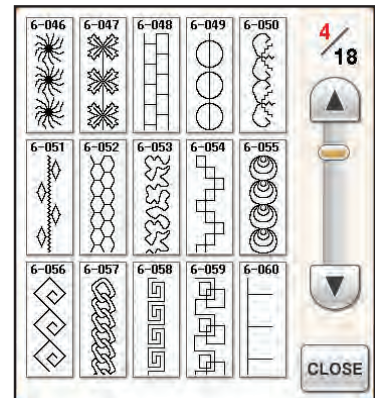
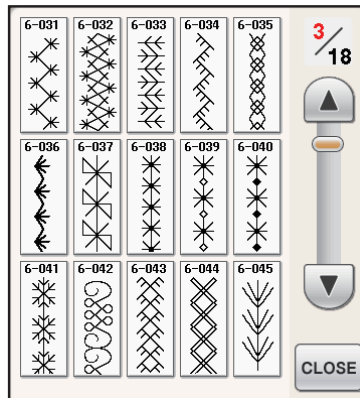
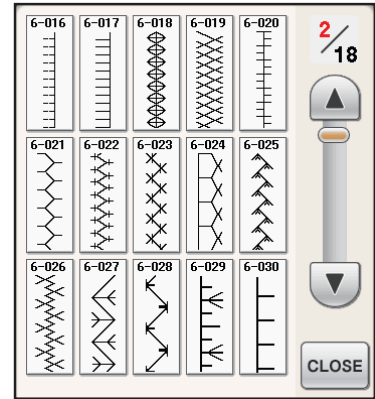
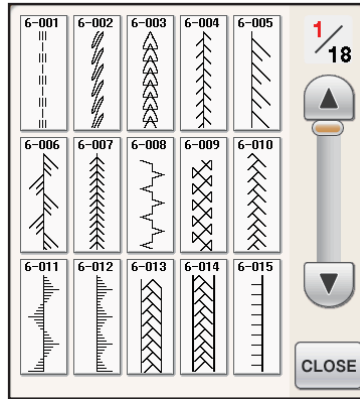
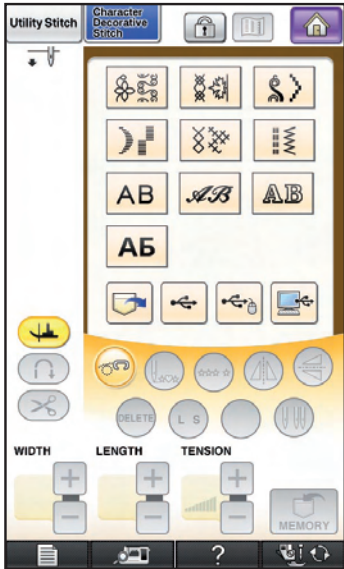
Puntadas utiles




Character/Decorative Stitches

Caractères/points décoratifs

Puntadas de letras/decorativas





Summary of Stitch Patterns
 Sommaire des motifs de point
 Resumen de tipos de puntada

6-151	6-152	6-153	6-154	6-155	11 / 18		CLOSE
6-156	6-157	6-158	6-159	6-160			
6-161	6-162	6-163	6-164	6-165			

6-166	6-167	6-168	6-169	6-170	12 / 18		CLOSE
6-171	6-172	6-173	6-174	6-175			
6-176	6-177	6-178	6-179	6-180			

6-181	6-182	6-183	6-184	6-185	13 / 18		CLOSE
6-186	6-187	6-188	6-189	6-190			
6-191	6-192	6-193	6-194	6-195			

6-196	6-197	6-198	6-199	6-200	14 / 18		CLOSE
6-201	6-202	6-203	6-204	6-205			
6-206	6-207	6-208	6-209	6-210			

6-211	6-212	6-213	6-214	6-215	15 / 18		CLOSE
6-216	6-217	6-218					

6-219	6-220	6-221	16 / 18		CLOSE
6-222	6-223	6-224			

6-225	6-226	6-227	6-228	6-229	17 / 18		CLOSE
6-230	6-231	6-232	6-233	6-234			
6-235	6-236	6-237	6-238	6-239			

6-240	6-241	6-242	6-243	6-244	18 / 18		CLOSE
6-245	6-246	6-247	6-248	6-249			



7-001	7-002	7-003	7-004	7-005	1 / 8		CLOSE
7-006	7-007	7-008	7-009	7-010			
7-011	7-012	7-013	7-014	7-015			

7-016	7-017	7-018	7-019	7-020	2 / 8		CLOSE
7-021	7-022	7-023	7-024	7-025			
7-026	7-027	7-028	7-029	7-030			

7-031	7-032	7-033	7-034	7-035	3 / 8		CLOSE
7-036	7-037	7-038	7-039	7-040			
7-041	7-042	7-043	7-044	7-045			



7-046	7-047	7-048	7-049	7-050	4 / 8
7-051	7-052	7-053	7-054	7-055	
7-056	7-057	7-058	7-059	7-060	
					CLOSE

7-061	7-062	7-063	7-064	7-065	5 / 8
7-066	7-067	7-068	7-069	7-070	
7-071	7-072	7-073	7-074	7-075	
					CLOSE

7-076	7-077	7-078	7-079	7-080	6 / 8
7-081	7-082	7-083	7-084	7-085	
7-086	7-087	7-088	7-089	7-090	
					CLOSE

7-091	7-092	7-093	7-094	7-095	7 / 8
7-096	7-097	7-098	7-099	7-100	
7-101	7-102	7-103	7-104	7-105	
					CLOSE

7-106	8 / 8	
		CLOSE



8-01	8-02	8-03	8-04	8-05	1 / 6
8-06	8-07	8-08	8-09	8-10	
8-11	8-12	8-13	8-14	8-15	
					CLOSE


8-16	8-17	8-18	8-19	8-20	2 / 6
8-21	8-22	8-23	8-24	8-25	
8-26	8-27	8-28	8-29	8-30	
					CLOSE

8-31	8-32	8-33	8-34	8-35	3 / 6
8-36	8-37	8-38	8-39	8-40	
8-41	8-42	8-43	8-44	8-45	
					CLOSE

8-46	8-47	8-48	8-49	8-50	4 / 6
8-51	8-52	8-53	8-54	8-55	
8-56	8-57	8-58	8-59	8-60	
					CLOSE

8-61	8-62	8-63	8-64	8-65	5 / 6
8-66	8-67	8-68	8-69	8-70	
8-71	8-72	8-73	8-74	8-75	
					CLOSE

8-76	8-77	8-78	8-79	6 / 6	
					CLOSE



Summary of Stitch Patterns
 Sommaire des motifs de point
 Resumen de tipos de puntada

9-01	9-02	9-03	9-04	9-05	9-06
9-07	9-08	9-09	9-10	9-11	9-12
9-13	9-14	9-15	9-16	9-17	9-18
9-19	9-20				

Navigation: Left arrow, Right arrow, CLOSE

10-01	10-02	10-03	10-04	10-05	10-06
10-07	10-08	10-09	10-10	10-11	10-12
10-13	10-14	10-15	10-16	10-17	

Navigation: CLOSE

11-01	11-02	11-03	11-04	11-05
11-06	11-07	11-08	11-09	11-10
11-11	11-12	11-13	11-14	11-15
11-16	11-17	11-18	11-19	11-20
11-21	11-22	11-23	11-24	11-25

1 / 3
 Navigation: Up arrow, Down arrow, CLOSE

11-26	11-27	11-28	11-29	11-30
11-31	11-32	11-33	11-34	11-35
11-36	11-37	11-38	11-39	11-40
11-41	11-42	11-43	11-44	11-45
11-46	11-47	11-48	11-49	11-50

2 / 3
 Navigation: Up arrow, Down arrow, CLOSE

11-51	11-52	11-53	11-54	11-55
11-56	11-57	11-58	11-59	11-60
11-61	11-62	11-63		

3 / 3
 Navigation: Up arrow, Down arrow, CLOSE



AB

A	B	C	D	E	ABC
F	G	H	I	J	abc
K	L	M	N	O	0-9..
P	Q	R	S	T	&?!
U	V	W	X	Y	ÄÄä
Z	'	_			ÖÖö
CLOSE					

α	β	γ	δ	ε	ABC
f	g	h	i	j	abc
k	l	m	n	o	0-9..
p	q	r	s	t	&?!
u	v	w	x	y	ÄÄä
z	'	_			ÖÖö
CLOSE					

0	1	2	3	4	ABC
5	6	7	8	9	abc
#	%	\$	£	€	0-9..
¥	-	+	X	÷	&?!
=	*	.	,	'	ÄÄä
_					ÖÖö
CLOSE					

&	?	!	@	<	ABC
>	()	[]	abc
/	\	~	:	;	0-9..
©	®	™	“	”	&?!
"	'	‘	’	_	ÄÄä
					ÖÖö
CLOSE					

Â	Ä	Å	à	á	ABC
â	ä	å	ä	æ	abc
œ	Ç	ç	È	É	0-9..
Ê	Ë	è	é	ê	&?!
ë	Ï	ì	í	ï	ÄÄä
ñ	ñ	Í	í	_	ÖÖö
CLOSE					

Ô	Ö	Ø	ò	ó	ABC
ô	ö	ø	Û	Ü	abc
ù	ú	û	ü	þ	0-9..
ƒ	ß	ı	İ	Ñ	&?!
Õ	õ	Œ	œ	ƣ	ÄÄä
t	z	'	_		ÖÖö
CLOSE					

AB

<i>A</i>	<i>B</i>	<i>C</i>	<i>D</i>	<i>E</i>	ABC
<i>F</i>	<i>G</i>	<i>H</i>	<i>I</i>	<i>J</i>	abc
<i>K</i>	<i>L</i>	<i>M</i>	<i>N</i>	<i>O</i>	0-9..
<i>P</i>	<i>Q</i>	<i>R</i>	<i>S</i>	<i>T</i>	&?!
<i>U</i>	<i>V</i>	<i>W</i>	<i>X</i>	<i>Y</i>	ÄÄä
<i>Z</i>	'	_			ÖÖö
CLOSE					


<i>α</i>	<i>β</i>	<i>γ</i>	<i>δ</i>	<i>ε</i>	ABC
<i>f</i>	<i>g</i>	<i>h</i>	<i>i</i>	<i>j</i>	abc
<i>k</i>	<i>l</i>	<i>m</i>	<i>n</i>	<i>o</i>	0-9..
<i>p</i>	<i>q</i>	<i>r</i>	<i>s</i>	<i>t</i>	&?!
<i>u</i>	<i>v</i>	<i>w</i>	<i>x</i>	<i>y</i>	ÄÄä
<i>z</i>	'	_			ÖÖö
CLOSE					

<i>0</i>	<i>1</i>	<i>2</i>	<i>3</i>	<i>4</i>	ABC
<i>5</i>	<i>6</i>	<i>7</i>	<i>8</i>	<i>9</i>	abc
<i>#</i>	<i>%</i>	<i>\$</i>	<i>£</i>	<i>€</i>	0-9..
<i>¥</i>	<i>-</i>	<i>+</i>	<i>X</i>	<i>÷</i>	&?!
<i>=</i>	<i>*</i>	<i>.</i>	<i>,</i>	<i>'</i>	ÄÄä
<i>_</i>					ÖÖö
CLOSE					

&	?	!	@	<	ABC
>	()	[]	abc
/	\	~	:	;	0-9..
©	®	™	“	”	&?!
"	'	‘	’	_	ÄÄä
					ÖÖö
CLOSE					

<i>Â</i>	<i>Ä</i>	<i>Å</i>	<i>à</i>	<i>á</i>	ABC
<i>â</i>	<i>ä</i>	<i>å</i>	<i>ä</i>	<i>æ</i>	abc
<i>œ</i>	<i>Ç</i>	<i>ç</i>	<i>È</i>	<i>É</i>	0-9..
<i>Ê</i>	<i>Ë</i>	<i>è</i>	<i>é</i>	<i>ê</i>	&?!
<i>ë</i>	<i>Ï</i>	<i>ì</i>	<i>í</i>	<i>ï</i>	ÄÄä
<i>ñ</i>	<i>ñ</i>	<i>Í</i>	<i>í</i>	_	ÖÖö
CLOSE					

<i>Ô</i>	<i>Ö</i>	<i>Ø</i>	<i>ò</i>	<i>ó</i>	ABC
<i>ô</i>	<i>ö</i>	<i>ø</i>	<i>Û</i>	<i>Ü</i>	abc
<i>ù</i>	<i>ú</i>	<i>û</i>	<i>ü</i>	<i>þ</i>	0-9..
<i>ƒ</i>	<i>ß</i>	<i>ı</i>	<i>İ</i>	<i>Ñ</i>	&?!
<i>Õ</i>	<i>õ</i>	<i>Œ</i>	<i>œ</i>	<i>ƣ</i>	ÄÄä
<i>t</i>	<i>z</i>	'	_		ÖÖö
CLOSE					



Summary of Stitch Patterns
 Sommaire des motifs de point
 Resumen de tipos de puntada

AB

A	B	C	D	E	ABC
F	G	H	I	J	abc
K	L	M	N	O	0-9..
P	Q	R	S	T	&?!
U	V	W	X	Y	ÄÄä
Z	'	_			ÖÖö
					CLOSE

a	b	c	d	e	ABC
f	g	h	i	j	abc
k	l	m	n	o	0-9..
p	q	r	s	t	&?!
u	v	w	x	y	ÄÄä
z	'	_			ÖÖö
					CLOSE

0	1	2	3	4	ABC
5	6	7	8	9	abc
#	%	\$	€	€	0-9..
¥	+	×	÷		&?!
≡	*	o	,	'	ÄÄä
_					ÖÖö
					CLOSE

&	?	!	©	<	ABC
>	()	[]	abc
/	\	~	:	;	0-9..
©	®	™	¢	¢	&?!
“	”	‘	’	_	ÄÄä
					ÖÖö
					CLOSE

Â	Ä	Å	à	á	ABC
â	ä	å	ä	æ	abc
æ	Ç	ç	È	É	0-9..
Ê	Ë	è	é	ê	&?!
ë	Ï	ì	í	Ë	ÄÄä
Ñ	ñ	Í	í	_	ÖÖö
					CLOSE

Ô	Ö	Ø	ò	ó	ABC
ô	ö	ø	Û	Ü	abc
ù	ú	û	ü	Þ	0-9..
Ɔ	ß	ı	ı	Ñ	&?!
Ó	ó	œ	œ	ƒ	ÄÄä
t'	z'	'	_		ÖÖö
					CLOSE

АБ


А	Б	В	Г	Д	АБВ
Е	Ё	Ж	З	И	чшщ
Й	К	Л	М	Н	абв
О	П	Р	С	Т	чшщ
У	Ф	Х	Ц	_	0-9..
					CLOSE

Ч	Ш	Щ	Ь	Ы	АБВ
ь	Э	Ю	Я	Г	чшщ
Е	І	Ї	Ў	Һ	абв
Һ	Ј	Јь	Њ	Ц	чшщ
Ѓ	Ѕ	Ќ	_		0-9..
					CLOSE

а	б	в	г	д	АБВ
е	ё	ж	з	и	чшщ
й	к	л	м	н	абв
о	п	р	с	т	чшщ
у	ф	х	ц	_	0-9..
					CLOSE

ч	ш	щ	ь	ы	АБВ
ь	э	ю	я	г	чшщ
е	і	ї	ў	һ	абв
һ	ј	јь	њ	ц	чшщ
ѓ	ѕ	ќ	_		0-9..
					CLOSE


0	1	2	3	4	АБВ
5	6	7	8	9	чшщ
-	.	,	&	?	абв
!	()	/	'	чшщ
_					0-9..
					CLOSE




Embroidery Patterns

Motifs de broderie


Patrones de bordado



Exclusives





Flowers		
Lace		
Borders		
Quilting		
Occasions		
Children		




Summary of Stitch Patterns
 Sommaire des motifs de point
 Resumen de tipos de puntada


Animals



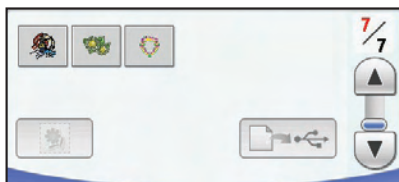




Appliqué

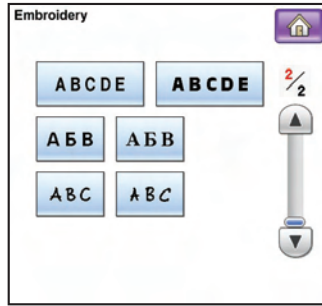
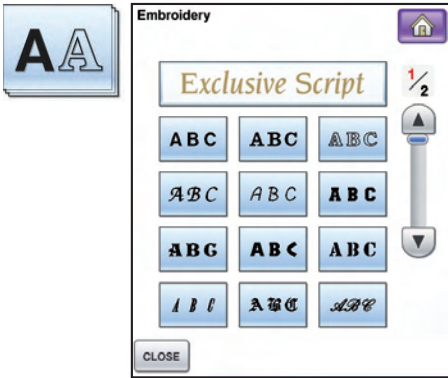



Novelty

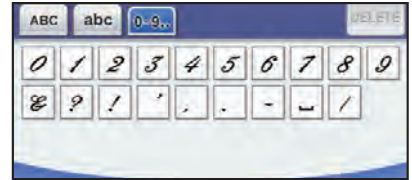



Nancy Zieman
 Designs






Exclusive Script




ABC



ABC









Summary of Stitch Patterns
 Sommaire des motifs de point
 Resumen de tipos de puntada


ABC



ABC

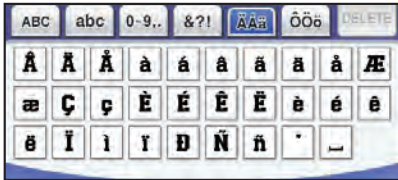


ABC

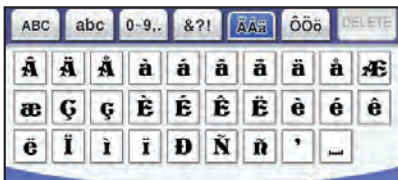





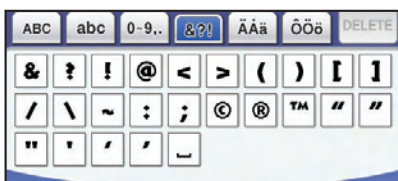
ABC



ABC



ABC



ABC




A B C



A B C





ABC




ABCDE



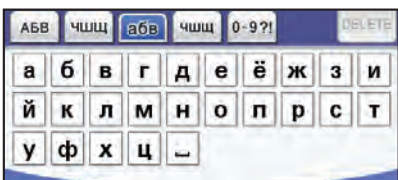

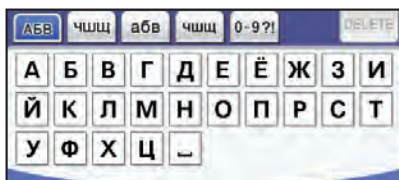


ABCDE


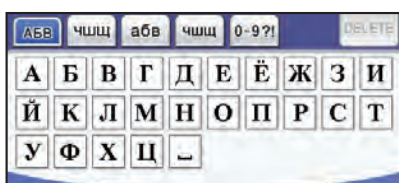




А Б В




А Б В




А В С






ABC





AB




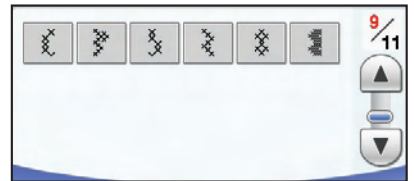

ΑΔ







Summary of Stitch Patterns
Sommaire des motifs de point
Resumen de tipos de puntada



Embroidery Pattern Color Change Table

Tableau de changement de couleur des motifs de broderie

Tabla de cambio de color para patrones de bordado

↳ Baby Lock "exclusives" Flower designs

↳ Motifs floraux Baby Lock « exclusifs »

↳ Diseños de flores "exclusivos" de Baby Lock

Exclusives



Flowers



No.1		59 min
1	(079)	
2	(807)	
3	(086)	
4	(124)	
5	(513)	
6	(515)	
7	(058)	
↓ 15.7 cm ↔ 12.9 cm		

Time required for embroidering
Durée requise pour broder
Tiempo requerido para el bordado

Embroidery thread color number
Numéro de couleur du fil de broderie
Número de color del hilo de bordado

Embroidery size
Taille de la broderie
Tecla de tamaño

Order to embroider
Séquence pour broder
Orden para el bordador

Embroidery thread color
Couleur du fil de broderie
Color del hilo de bordado



No.5		43 min
1	(202)	
2	(330)	
3	(017)	
4	(070)	
5	(126)	
6	(001)	
7	(085)	
8	(107)	
9	(812)	
10	(126)	
11	(339)	
12	(079)	
↓ 20.3 cm ↔ 9.4 cm		



No.2		79 min
1	(202)	
2	(519)	
3	(330)	
4	(001)	
5	(079)	
6	(812)	
7	(107)	
8	(328)	
9	(323)	
10	(517)	
11	(399)	
12	(126)	
13	(323)	
14	(124)	
15	(612)	
16	(017)	
17	(070)	
18	(399)	
19	(017)	
20	(070)	
21	(001)	
22	(079)	
23	(107)	
24	(126)	
25	(323)	
↓ 19.1 cm ↔ 15.2 cm		



No.3		89 min
1	(348)	
2	(707)	
3	(519)	
4	(517)	
5	(330)	
6	(058)	
7	(307)	
8	(058)	
9	(399)	
10	(612)	
11	(620)	
12	(124)	
13	(612)	
14	(620)	
15	(079)	
16	(339)	
17	(058)	
18	(333)	
↓ 22.0 cm ↔ 14.6 cm		




No.6		30 min
1	(513)	
2	(509)	
3	(027)	
4	(515)	
5	(519)	
6	(800)	
7	(086)	
8	(206)	
9	(126)	
↓ 15.1 cm ↔ 13.0 cm		



No.4		125 min
1	(843)	
2	(330)	
3	(124)	
4	(843)	
5	(330)	
6	(126)	
7	(339)	
8	(124)	
9	(307)	
10	(333)	
11	(107)	
12	(058)	
↓ 19.1 cm ↔ 17.4 cm		



No.7		17 min
1	(502)	
2	(808)	
3	(086)	
4	(807)	
5	(333)	
6	(807)	
7	(079)	
8	(620)	
9	(107)	
10	(333)	
↓ 9.1 cm ↔ 9.6 cm		



No.8 79 min

1	Dark Green (507)
2	Light Green (509)
3	Yellow (202)
4	Orange (208)
5	Yellow (205)
6	Dark Green (507)
7	Light Green (509)
8	Pink (107)
9	Pink (085)
10	Pink (086)
11	Dark Green (507)
12	Light Green (509)
13	Orange (209)
14	Yellow (205)
15	Orange (126)

↓ 27.2 cm ↔ 19.6 cm



No.12 23 min

1	Dark Green (808)
2	Brown (323)

↓ 11.1 cm ↔ 11.2 cm



No.17 7 min

1	Yellow (027)
2	Pink (807)
3	Orange (208)
4	Black (519)

↓ 9.9 cm ↔ 9.2 cm



No.13 19 min

1	Purple (869)
2	Pink (810)
3	Light Green (513)
4	Dark Purple (614)

↓ 15.6 cm ↔ 10.0 cm



No.18 8 min

1	Yellow (027)
2	Dark Green (519)
3	Pink (807)
4	Orange (208)


↓ 6.4 cm ↔ 9.9 cm



No.9 57 min

1	Dark Green (507)
2	Light Green (509)
3	Orange (208)
4	Yellow (202)
5	Yellow (205)
6	Dark Green (507)
7	Light Green (509)
8	Pink (086)
9	Pink (085)
10	Pink (107)

↓ 29.6 cm ↔ 14.9 cm



No.14 51 min

1	Dark Green (517)
2	Brown (339)

↓ 10.2 cm ↔ 12.5 cm



No.19 14 min

1	Light Green (513)
2	Pink (085)
3	Pink (107)
4	Pink (086)
5	Orange (209)

↓ 17.6 cm ↔ 7.7 cm



No.10 39 min

1	Dark Green (515)
2	Orange (214)
3	Red (030)

↓ 14.5 cm ↔ 12.6 cm



No.15 13 min

1	Black (519)
2	Pink (085)
3	Yellow (205)

↓ 19.6 cm ↔ 15.0 cm



No.20 11 min

1	Pink (807)
2	Pink (086)
3	Yellow (027)
4	Blue (019)
5	Purple (612)
6	Orange (208)
7	Black (058)
8	Pink (079)
9	Red (333)
10	Brown (328)

↓ 10.0 cm ↔ 8.4 cm



No.11 43 min

1	Dark Green (808)
2	Brown (323)

↓ 18.0 cm ↔ 12.6 cm



No.16 4 min

1	Light Green (515)
2	Yellow (205)
3	Pink (085)

↓ 11.4 cm ↔ 10.0 cm



No.21 5 min

1	Dark Green (519)
2	Dark Green (534)
3	Orange (208)

↓ 6.6 cm ↔ 9.9 cm

Embroidery Pattern Color Change Table
 Tableau de changement de couleur des motifs de broderie
 Tabla de cambio de color para patrones de bordado



No.22 **58 min**

1	Blue (405)
2	Light Blue (019)
3	Green (534)
4	Yellow (206)
5	Light Green (509)

↓ 18.0 cm ↔ 18.0 cm



No.27 **37 min**

1	Yellow (010)
2	Light Green (027)
3	Red (807)
4	Green (534)

↓ 25.5 cm ↔ 13.5 cm



No.31 **7 min**

1	Purple (612)
2	Pink (085)
3	Green (513)

↓ 7.5 cm ↔ 9.6 cm



No.23 **5 min**

1	Green (534)
2	Light Green (509)
3	Blue (405)
4	Light Blue (019)
5	Green (534)

↓ 6.3 cm ↔ 6.3 cm



No.28 **5 min**

1	Pink (107)
2	Green (509)

↓ 8.5 cm ↔ 6.3 cm



No.32 **7 min**

1	Purple (612)
2	Pink (085)
3	Green (513)

↓ 8.1 cm ↔ 9.6 cm



No.24 **22 min**

1	Light Green (843)
2	Green (507)
3	Light Green (509)
4	Orange (348)

↓ 8.6 cm ↔ 16.5 cm



No.29 **105 min**

1	Purple (614)
2	Orange (209)
3	Light Green (027)

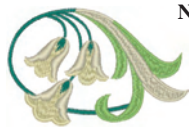
↓ 29.6 cm ↔ 18.7 cm



No.33 **7 min**

1	Purple (612)
2	Pink (085)
3	Green (513)

↓ 8.1 cm ↔ 9.6 cm



No.25 **11 min**

1	Light Green (843)
2	Green (534)
3	Light Green (502)
4	Light Green (307)

↓ 6.7 cm ↔ 10.3 cm



No.30 **80 min**

1	Green (515)
2	Light Green (027)
3	Orange (209)
4	Red (800)
5	Green (515)
6	Yellow (206)
7	Orange (208)
8	Light Green (027)
9	White (001)
10	Green (515)
11	Light Green (027)
12	Orange (209)
13	Red (800)
14	Green (515)
15	Yellow (206)
16	Orange (208)
17	Light Green (027)
18	White (001)


↓ 19.6 cm ↔ 19.1 cm



No.26 **67 min**

1	Pink (810)
2	Purple (613)
3	Light Pink (124)
4	Purple (612)

↓ 25.2 cm ↔ 10.3 cm



↳ Baby Lock “exclusives” Lace designs

↳ Motifs de dentelles Baby Lock « exclusifs »

↳ Diseños de encaje “exclusivos” de Baby Lock

Exclusives



Lace



No.1 **60 min**

1	(900)
2	(086)
3	(107)
4	(085)
5	(707)

↓ 25.6 cm ↔ 18.8 cm



No.5 **27 min**

1	(001)
2	(214)
3	(005)

↓ 8.6 cm ↔ 9.6 cm



No.10 **8 min**

1	(502)
2	(405)

↓ 9.6 cm ↔ 9.6 cm



No.6 **34 min**

1	(001)
2	(214)
3	(005)

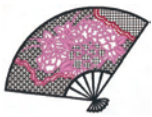
↓ 8.4 cm ↔ 9.7 cm



No.11 **9 min**

1	(810)
2	(614)
3	(337)

↓ 9.6 cm ↔ 9.6 cm



No.2 **18 min**

1	(900)
2	(086)
3	(107)
4	(085)
5	(707)

↓ 7.1 cm ↔ 9.6 cm



No.7 **26 min**

1	(348)
2	(843)
3	(307)
4	(399)
5	(348)
6	(843)
7	(307)
8	(399)
9	(348)
10	(843)
11	(307)
12	(399)

↓ 12.6 cm ↔ 12.5 cm



No.12 **7 min**

1	(513)
2	(807)

↓ 9.6 cm ↔ 9.6 cm



No.3 **42 min**

1	(399)
2	(307)
3	(843)
4	(348)

↓ 15.2 cm ↔ 15.2 cm



No.8 **19 min**

1	(614)
2	(613)
3	(612)
4	(509)
5	(513)

↓ 12.5 cm ↔ 12.7 cm



No.13 **8 min**

1	(086)
2	(107)
3	(070)

↓ 9.6 cm ↔ 9.6 cm



No.4 **39 min**

1	(307)
2	(348)
3	(307)
4	(348)

↓ 22.7 cm ↔ 15.2 cm



No.9 **31 min**

1	(843)
2	(607)
3	(843)

↓ 25.5 cm ↔ 11.2 cm

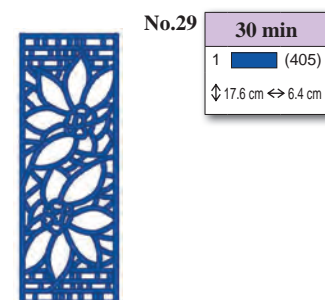
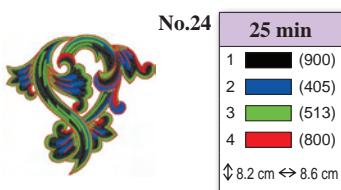
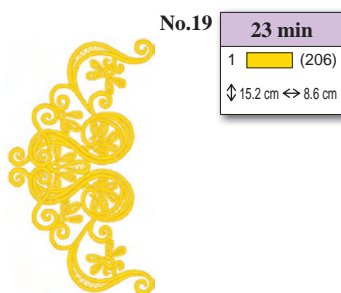
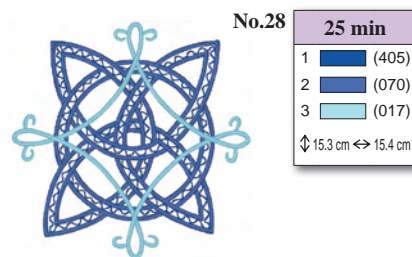
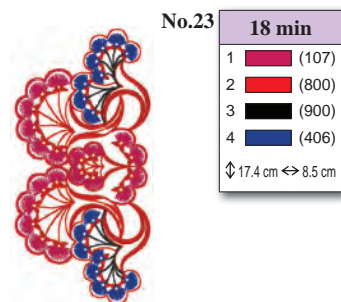
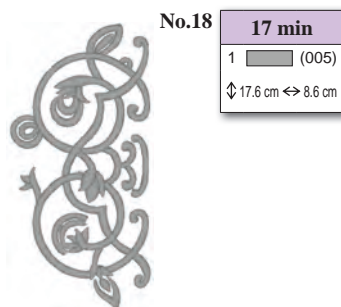
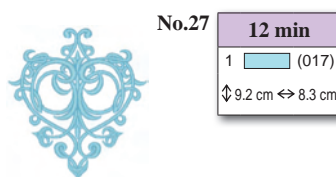
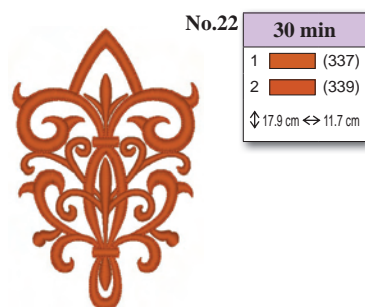
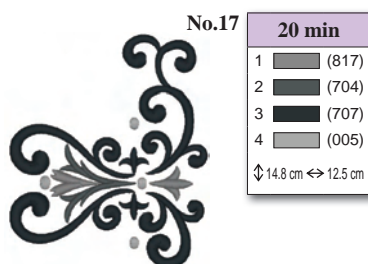
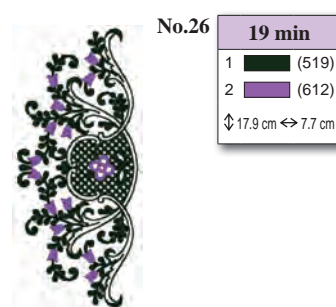
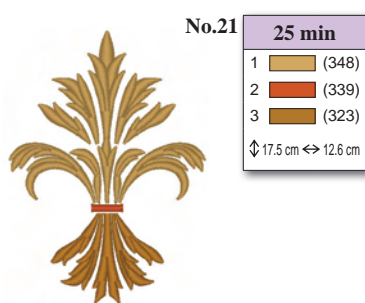
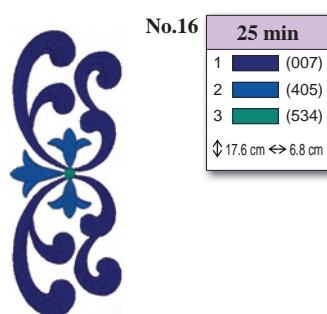
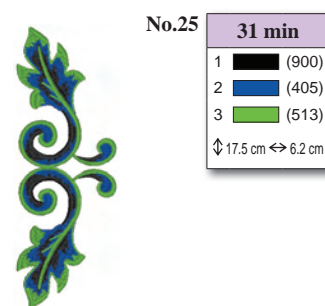
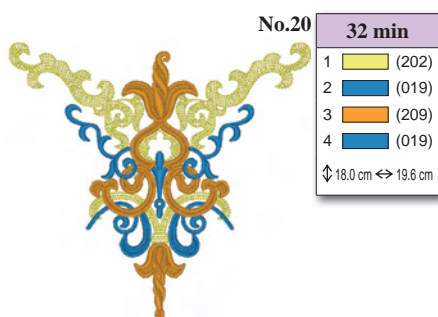
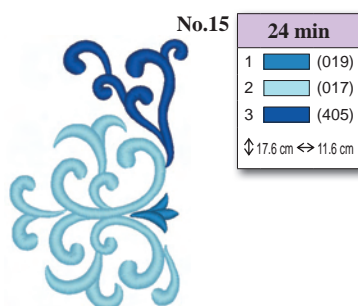



No.14 **12 min**

1	(086)
2	(107)

↓ 12.6 cm ↔ 14.7 cm

Embroidery Pattern Color Change Table
 Tableau de changement de couleur des motifs de broderie
 Tabla de cambio de color para patrones de bordado





No.30 **14 min**
 1 (019)
 ↓18.0 cm ↔ 7.7 cm



No.35 **8 min**
 1 (010)
 2 (323)
 3 (519)
 4 (086)
 ↓6.6 cm ↔ 9.9 cm



No.41 **14 min**
 1 (612)
 2 (614)
 3 (810)
 4 (620)
 5 (869)
 ↓13.5 cm ↔ 15.2 cm



No.31 **15 min**
 1 (085)
 2 (086)
 3 (807)
 ↓25.4 cm ↔ 11.4 cm



No.36 **10 min**
 1 (519)
 2 (086)
 3 (519)
 ↓17.0 cm ↔ 4.9 cm



No.42 **29 min**
 1 (614)
 2 (810)
 3 (869)
 ↓17.5 cm ↔ 15.2 cm



No.37 **7 min**
 1 (519)
 2 (086)
 ↓17.9 cm ↔ 7.1 cm



No.43 **15 min**
 1 (107)
 2 (807)
 3 (086)
 ↓14.3 cm ↔ 9.3 cm



No.32 **27 min**
 1 (900)
 2 (007)
 3 (513)
 4 (007)
 5 (513)
 6 (030)
 ↓15.2 cm ↔ 10.6 cm



No.38 **23 min**
 1 (812)
 2 (843)
 3 (348)
 ↓9.0 cm ↔ 11.5 cm



No.44 **20 min**
 1 (307)
 ↓9.6 cm ↔ 9.6 cm



No.33 **50 min**
 1 (030)
 2 (420)
 3 (509)
 4 (086)
 ↓15.3 cm ↔ 15.2 cm



No.39 **38 min**
 1 (507)
 ↓16.7 cm ↔ 12.5 cm



No.45 **87 min**
 1 (307)
 ↓29.6 cm ↔ 17.7 cm



No.34 **20 min**
 1 (323)
 ↓17.9 cm ↔ 11.8 cm



No.40 **25 min**
 1 (086)
 2 (070)
 3 (085)
 ↓15.2 cm ↔ 15.2 cm

↳ Baby Lock “exclusives” Borders designs

↳ Motifs de bordures Baby Lock « exclusifs »


↳ Diseños de bordes “exclusivos” de Baby Lock

Exclusives



Borders


No.1 **8 min**



1	Green (513)
2	Red (107)
3	Orange (208)

↓ 12.3 cm ↔ 5.1 cm


No.7 **14 min**



1	Light Blue (017)
---	------------------

↓ 17.6 cm ↔ 11.5 cm


No.12 **1 min**



1	Blue (420)
---	------------

↓ 17.6 cm ↔ 1.5 cm


No.15 **7 min**



1	Red (333)
2	Green (513)
3	Orange (209)

↓ 5.1 cm ↔ 5.1 cm


No.2 **4 min**



1	Green (513)
2	Red (107)
3	Orange (208)

↓ 6.1 cm ↔ 5.1 cm


No.8 **7 min**



1	Light Blue (017)
---	------------------

↓ 9.1 cm ↔ 11.5 cm


No.13 **27 min**



1	Green (515)
2	Pink (086)
3	Green (513)
4	Red (030)
5	Brown (323)
6	Yellow (206)
7	Blue (019)
8	Grey (704)
9	Yellow (214)
10	Pink (086)
11	Dark Blue (007)
12	Black (900)
13	Blue (405)

↓ 17.6 cm ↔ 6.3 cm


No.16 **4 min**



1	Red (333)
2	Green (513)
3	Orange (209)

↓ 3.9 cm ↔ 3.7 cm


No.3 **10 min**



1	Red (800)
2	Orange (328)

↓ 15.2 cm ↔ 5.7 cm


No.9 **10 min**



1	Red (800)
---	-----------

↓ 17.6 cm ↔ 7.9 cm


No.17 **3 min**



1	Red (333)
2	Orange (209)

↓ 2.9 cm ↔ 2.9 cm


No.4 **10 min**



1	Light Blue (017)
2	Dark Blue (406)
3	Blue (405)
4	Dark Blue (007)
5	Green (515)

↓ 17.6 cm ↔ 4.7 cm


No.10 **5 min**



1	Red (800)
---	-----------

↓ 8.9 cm ↔ 7.9 cm


No.14 **15 min**



1	Red (333)
2	Green (513)
3	Orange (209)

↓ 14.6 cm ↔ 5.1 cm


No.18 **4 min**



1	Blue (019)
---	------------

↓ 29.6 cm ↔ 7.3 cm


No.5 **3 min**



1	Yellow (027)
2	Blue (607)
3	Purple (614)

↓ 5.3 cm ↔ 3.6 cm


No.11 **11 min**



1	Yellow (328)
---	--------------

↓ 17.6 cm ↔ 10.2 cm


No.6 **1 min**



1	Blue (607)
2	Purple (614)

↓ 2.5 cm ↔ 2.5 cm


No.19 **12 min**



1		(307)
2		(843)
3		(399)
4		(307)

↓ 15.2 cm ↔ 15.2 cm


No.25 **1 min**



1		(124)
---	--	-------

↓ 2.5 cm ↔ 1.9 cm


No.31 **4 min**



1		(513)
2		(519)
3		(017)
4		(019)
5		(420)
6		(070)
7		(007)

↓ 4.4 cm ↔ 3.3 cm


No.20 **4 min**



1		(307)
---	--	-------

↓ 3.8 cm ↔ 6.1 cm


No.26 **6 min**



1		(079)
2		(307)
3		(124)

↓ 15.2 cm ↔ 2.9 cm


No.32 **17 min**



1		(513)
2		(519)
3		(017)
4		(019)
5		(420)
6		(070)
7		(007)

↓ 17.6 cm ↔ 3.3 cm


No.21 **1 min**



1		(307)
---	--	-------

↓ 1.4 cm ↔ 2.8 cm


No.27 **18 min**



1		(843)
2		(307)
3		(399)
4		(843)
5		(307)

↓ 15.2 cm ↔ 15.2 cm


No.33 **3 min**



1		(513)
2		(519)
3		(205)
4		(202)
5		(337)

↓ 4.4 cm ↔ 2.5 cm


No.22 **5 min**



1		(843)
2		(399)
3		(307)

↓ 15.6 cm ↔ 2.7 cm


No.28 **6 min**



1		(843)
2		(399)
3		(843)

↓ 4.8 cm ↔ 7.0 cm


No.34 **12 min**



1		(513)
2		(519)
3		(205)
4		(202)
5		(337)

↓ 17.6 cm ↔ 2.5 cm


No.23 **14 min**



1		(307)
2		(079)
3		(307)
4		(124)

↓ 15.2 cm ↔ 15.2 cm


No.29 **1 min**



1		(843)
---	--	-------

↓ 3.7 cm ↔ 1.5 cm


No.24 **5 min**



1		(307)
2		(079)
3		(124)

↓ 4.9 cm ↔ 7.1 cm


No.30 **9 min**



1		(307)
2		(399)

↓ 18.9 cm ↔ 3.7 cm

No.35 **2 min**



1		(513)
2		(519)
3		(810)
4		(613)

↓ 2.5 cm ↔ 2.3 cm

Embroidery Pattern Color Change Table
 Tableau de changement de couleur des motifs de broderie
 Tabla de cambio de color para patrones de bordado

No.36



12 min	
1	(513)
2	(519)
3	(810)
4	(613)
↓ 17.6 cm ↔ 2.3 cm	

No.40



13 min	
1	(208)
2	(519)
↓ 11.3 cm ↔ 5.1 cm	

No.43



13 min	
1	(209)
2	(509)
3	(086)
4	(807)
↓ 17.6 cm ↔ 6.0 cm	

No.47



7 min	
1	(086)
2	(209)
3	(205)
4	(614)
5	(513)
6	(333)
7	(007)
↓ 17.6 cm ↔ 4.0 cm	

No.37



3 min	
1	(415)
2	(205)
↓ 14.8 cm ↔ 8.0 cm	

No.41



6 min	
1	(542)
↓ 23.8 cm ↔ 6.8 cm	

No.44



3 min	
1	(209)
2	(509)
3	(086)
4	(807)
↓ 4.4 cm ↔ 6.0 cm	

No.48



6 min	
1	(307)
2	(843)
↓ 14.8 cm ↔ 8.1 cm	

No.38



3 min	
1	(027)
2	(086)
↓ 14.8 cm ↔ 5.1 cm	

No.42



7 min	
1	(502)
2	(085)
3	(017)
↓ 17.6 cm ↔ 3.3 cm	

No.45



3 min	
1	(209)
2	(509)
3	(086)
4	(807)
↓ 4.5 cm ↔ 5.0 cm	

No.49



14 min	
1	(307)
2	(843)
↓ 14.8 cm ↔ 9.0 cm	

No.39



3 min	
1	(205)
2	(800)
3	(519)
↓ 17.6 cm ↔ 9.2 cm	

No.46




8 min	
1	(534)
↓ 17.6 cm ↔ 4.5 cm	

No.50



11 min	
1	(206)
2	(027)
3	(107)
4	(620)
5	(810)
6	(209)
7	(900)
↓ 9.6 cm ↔ 4.7 cm	



◁ Baby Lock “exclusives” Quilting designs

◁ Motifs piqués Baby Lock « exclusifs »


◁ Diseños de acolchado “exclusivos” de Baby Lock

Exclusives

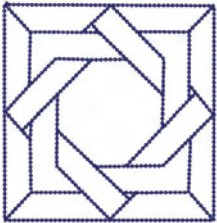


Quilting

No.1 **15 min**

1  (007)

↕ 19.2 cm ↔ 18.5 cm




No.5 **4 min**

1  (534)


↕ 14.8 cm ↔ 8.2 cm



No.9 **4 min**

1  (330)


↕ 9.9 cm ↔ 15.2 cm




No.2 **4 min**

1  (405)


↕ 7.0 cm ↔ 7.0 cm




No.6 **3 min**

1  (607)


↕ 14.8 cm ↔ 6.6 cm




No.10 **5 min**

1  (707)


↕ 18.6 cm ↔ 15.2 cm




No.3 **6 min**


1  (019)

↕ 17.6 cm ↔ 7.7 cm




No.7 **7 min**


1  (704)

2  (707)


↕ 29.9 cm ↔ 14.3 cm




No.11 **21 min**


1  (405)


↕ 15.2 cm ↔ 15.2 cm




No.4 **7 min**

1  (513)


2  (208)

3  (070)


↕ 26.5 cm ↔ 15.2 cm




No.8 **13 min**


1  (328)


↕ 29.6 cm ↔ 18.6 cm




No.12 **26 min**


1  (509)

2  (085)

3  (001)


4  (205)

↕ 15.2 cm ↔ 15.5 cm




Embroidery Pattern Color Change Table
 Tableau de changement de couleur des motifs de broderie
 Tabla de cambio de color para patrones de bordado




No.13 **7 min**
 1  (800)
 ↓ 17.6 cm ↔ 11.8 cm






No.17 **5 min**
 1  (800)
 ↓ 13.6 cm ↔ 12.6 cm




No.21 **4 min**
 1  (800)
 ↓ 17.6 cm ↔ 7.4 cm




No.14 **5 min**
 1  (810)
 2  (614)
 3  (869)
 ↓ 9.6 cm ↔ 6.3 cm



No.18 **4 min**
 1  (800)
 ↓ 17.6 cm ↔ 7.4 cm




No.22 **4 min**
 1  (800)
 ↓ 13.0 cm ↔ 12.6 cm




No.15 **9 min**
 1  (800)
 ↓ 12.1 cm ↔ 15.2 cm




No.19 **6 min**
 1  (800)
 ↓ 17.6 cm ↔ 10.3 cm



No.16 **6 min**
 1  (800)
 ↓ 23.5 cm ↔ 8.9 cm



No.20 **4 min**
 1  (800)
 ↓ 17.6 cm ↔ 10.7 cm

↳ Baby Lock “exclusives” Occasions designs

↳ Motifs d'événements Baby Lock « exclusifs »

↳ Diseños de ocasiones “exclusivos” de Baby Lock

Exclusives



Occasions



No.1 9 min

1	(800)
2	(607)
3	(085)
4	(900)
5	(202)
6	(019)
7	(513)
8	(900)

↓ 17.6 cm ↔ 3.7 cm



No.2 27 min

1	(202)
2	(800)
3	(607)
4	(513)
5	(001)
6	(900)
7	(209)
8	(019)
9	(001)
10	(800)
11	(513)
12	(900)

↓ 17.6 cm ↔ 4.2 cm



No.3 14 min

1	(800)
2	(124)
3	(209)
4	(202)
5	(513)
6	(019)
7	(900)

↓ 17.6 cm ↔ 11.8 cm



No.4 8 min

1	(807)
2	(017)
3	(010)
4	(208)
5	(307)

↓ 9.9 cm ↔ 8.3 cm



No.5 8 min

1	(817)
2	(509)
3	(807)

↓ 3.8 cm ↔ 9.9 cm



No.6 31 min

1	(124)
2	(058)
3	(507)
4	(058)
5	(800)
6	(058)

↓ 15.0 cm ↔ 15.2 cm



No.7 35 min

1	(124)
2	(058)
3	(507)
4	(058)
5	(124)
6	(058)
7	(507)
8	(058)

↓ 12.4 cm ↔ 15.2 cm



No.8 22 min

1	(001)
2	(843)
3	(085)
4	(086)
5	(800)
6	(058)

↓ 8.3 cm ↔ 19.0 cm



No.9 2 min

1	(509)
---	-------

↓ 2.1 cm ↔ 2.2 cm



No.10 8 min

1	(800)
2	(001)
3	(405)
4	(205)
5	(001)

↓ 3.6 cm ↔ 5.1 cm



No.11 21 min

1	(209)
2	(330)
3	(869)
4	(843)
5	(900)
6	(704)
7	(502)
8	(900)

↓ 6.9 cm ↔ 7.0 cm



No.12 67 min

1	(202)
2	(206)
3	(339)
4	(323)
5	(333)
6	(509)
7	(507)
8	(058)
9	(202)
10	(206)
11	(339)
12	(323)
13	(333)
14	(509)
15	(507)
16	(058)

↓ 25.4 cm ↔ 7.6 cm

Embroidery Pattern Color Change Table
 Tableau de changement de couleur des motifs de broderie
 Tabla de cambio de color para patrones de bordado



No.13 **69 min**

1	(812)
2	(126)
3	(030)
4	(900)
5	(010)
6	(214)
7	(337)
8	(330)
9	(214)
10	(339)
11	(058)
12	(900)

↓ 15.2 cm ↔ 15.7 cm



No.16 **12 min**

1	(507)
2	(843)
3	(800)
4	(513)
5	(612)
6	(214)
7	(058)
8	(817)
9	(800)
10	(206)
11	(019)
12	(507)
13	(214)

↓ 17.9 cm ↔ 6.5 cm



No.21 **3 min**

1	(513)
2	(339)
3	(800)
4	(900)

↓ 2.8 cm ↔ 4.0 cm



No.22 **24 min**

1	(804)
2	(001)
3	(513)
4	(800)
5	(337)
6	(001)
7	(900)

↓ 7.5 cm ↔ 9.6 cm



No.14 **30 min**

1	(812)
2	(126)
3	(030)
4	(900)
5	(010)
6	(214)
7	(337)
8	(330)
9	(214)
10	(339)
11	(058)
12	(900)

↓ 9.6 cm ↔ 9.9 cm



No.17 **26 min**

1	(513)
2	(812)
3	(001)
4	(808)

↓ 9.6 cm ↔ 7.4 cm



No.18 **22 min**

1	(800)
2	(812)
3	(001)
4	(808)
5	(812)

↓ 9.6 cm ↔ 7.4 cm



No.23 **10 min**

1	(399)
2	(869)
3	(509)
4	(027)

↓ 14.0 cm ↔ 13.5 cm



No.24 **11 min**

1	(804)
2	(027)
3	(812)
4	(017)
5	(900)
6	(804)
7	(027)
8	(812)
9	(017)
10	(900)

↓ 7.6 cm ↔ 6.0 cm



No.15 **12 min**

1	(330)
2	(214)
3	(339)
4	(058)
5	(900)

↓ 5.4 cm ↔ 5.2 cm



No.19 **9 min**

1	(900)
2	(406)
3	(515)
4	(800)
5	(107)
6	(328)

↓ 3.8 cm ↔ 5.4 cm



No.20 **30 min**

1	(515)
2	(507)
3	(800)
4	(807)
5	(513)
6	(900)


↓ 9.6 cm ↔ 7.9 cm



No.25 **66 min**

1	(812)
2	(027)
3	(515)
4	(086)
5	(800)
6	(107)
7	(086)
8	(812)
9	(027)
10	(515)
11	(107)
12	(800)

↓ 19.6 cm ↔ 17.5 cm



Baby Lock "exclusives" Children designs

Motifs pour enfants Baby Lock « exclusifs »

Diseños infantiles "exclusivos" de Baby Lock

Exclusives



Children



No.1 11 min

1	Yellow	(205)
2	Green	(515)
3	Pink	(079)
4	Yellow	(205)
5	White	(001)
6	Black	(900)
7	Blue	(019)

⇅ 6.0 cm ⇔ 9.6 cm



No.5 16 min

1	Black	(900)
2	Red	(800)
3	White	(001)
4	Black	(900)
5	Blue	(019)

⇅ 7.5 cm ⇔ 9.6 cm



No.8 46 min

1	Green	(513)
2	Brown	(348)
3	Orange	(339)
4	Dark Green	(517)
5	White	(001)
6	Black	(900)
7	Green	(515)
8	Pink	(807)
9	Yellow	(027)
10	Orange	(208)
11	Black	(900)
12	Green	(507)
13	Red	(800)
14	Green	(515)
15	White	(001)
16	Black	(900)

⇅ 12.6 cm ⇔ 17.2 cm



No.2 16 min

1	Red	(800)
2	White	(001)
3	Grey	(704)
4	Orange	(307)
5	Black	(900)
6	Green	(513)
7	Green	(515)
8	Orange	(126)
9	Yellow	(205)
10	Grey	(704)
11	White	(001)
12	Black	(900)
13	Blue	(019)


⇅ 9.6 cm ⇔ 9.9 cm



No.6 45 min

1	Orange	(339)
2	White	(001)
3	Green	(513)
4	Red	(800)
5	White	(001)
6	Black	(900)
7	Pink	(086)
8	Red	(800)
9	Orange	(126)
10	White	(001)
11	Black	(900)

⇅ 12.6 cm ⇔ 17.2 cm



No.3 20 min

1	Green	(513)
2	Yellow	(812)
3	White	(001)
4	Red	(800)
5	Grey	(704)
6	Black	(900)
7	Yellow	(812)
8	White	(001)
9	Red	(800)
10	Grey	(704)
11	Black	(900)
12	Blue	(019)

⇅ 9.6 cm ⇔ 9.1 cm



No.7 38 min

1	Yellow	(812)
2	Orange	(208)
3	Orange	(337)
4	White	(001)
5	Red	(800)
6	Black	(900)
7	Orange	(337)
8	Yellow	(208)
9	Yellow	(812)
10	Red	(800)
11	Pink	(807)
12	Orange	(208)
13	Black	(900)
14	Orange	(208)
15	White	(001)
16	Orange	(337)
17	Black	(900)

⇅ 12.4 cm ⇔ 12.6 cm



No.9 57 min

1	Red	(800)
2	Pink	(079)
3	Red	(800)
4	Green	(515)
5	Green	(513)
6	Black	(900)
7	Yellow	(206)
8	Pink	(079)
9	Brown	(328)
10	Red	(800)
11	Black	(900)
12	Pink	(079)
13	Red	(800)
14	Pink	(107)
15	White	(001)
16	Brown	(348)
17	Black	(900)

⇅ 12.6 cm ⇔ 17.0 cm




No.4 16 min

1	Red	(800)
2	White	(001)
3	Black	(900)
4	Blue	(019)

⇅ 9.6 cm ⇔ 9.9 cm

Embroidery Pattern Color Change Table
 Tableau de changement de couleur des motifs de broderie
 Tabla de cambio de color para patrones de bordado


No.10 **48 min**



1	(206)
2	(812)
3	(124)
4	(800)
5	(001)
6	(900)
7	(812)
8	(126)
9	(027)
10	(328)
11	(800)
12	(001)
13	(900)

↓ 12.6 cm ↔ 17.6 cm


No.14 **11 min**



1	(900)
2	(070)
3	(513)
4	(807)
5	(209)
6	(205)

↓ 16.5 cm ↔ 12.5 cm


No.19 **8 min**



1	(070)
2	(206)
3	(800)
4	(019)
5	(070)
6	(415)
7	(513)
8	(007)

↓ 12.6 cm ↔ 16.0 cm

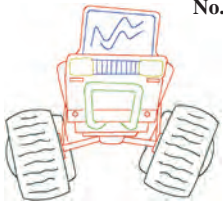
No.15 **10 min**



1	(328)
2	(001)
3	(900)
4	(070)
5	(085)

↓ 7.6 cm ↔ 7.9 cm


No.20 **7 min**



1	(808)
2	(800)
3	(513)
4	(206)
5	(070)
6	(420)

↓ 12.6 cm ↔ 13.9 cm


No.11 **43 min**



1	(513)
2	(205)
3	(800)
4	(017)
5	(800)
6	(205)
7	(513)
8	(534)

↓ 17.0 cm ↔ 17.8 cm


No.16 **3 min**



1	(405)
2	(058)
3	(085)
4	(900)
5	(017)

↓ 8.7 cm ↔ 9.6 cm


No.21 **6 min**



1	(810)
2	(800)
3	(808)
4	(513)
5	(027)
6	(515)

↓ 12.6 cm ↔ 15.5 cm


No.12 **29 min**



1	(030)
2	(406)
3	(206)
4	(307)
5	(800)

↓ 11.7 cm ↔ 12.5 cm


No.17 **3 min**



1	(405)
2	(509)
3	(107)
4	(205)
5	(900)

↓ 9.6 cm ↔ 9.6 cm


No.22 **6 min**



1	(502)
2	(070)
3	(513)
4	(415)
5	(208)
6	(206)

↓ 12.6 cm ↔ 17.4 cm


No.13 **10 min**



1	(900)
2	(070)
3	(513)
4	(807)

↓ 15.6 cm ↔ 12.5 cm


No.18 **7 min**



1	(612)
2	(804)
3	(208)
4	(205)
5	(800)


↓ 12.6 cm ↔ 13.9 cm

No.23 **5 min**



1	(800)
2	(058)
3	(810)
4	(804)
5	(070)
6	(206)
7	(208)

↓ 12.6 cm ↔ 15.1 cm



Baby Lock "exclusives" Animals designs

Motifs d'animaux Baby Lock « exclusifs »

Diseños de animales "exclusivos" de Baby Lock

Exclusives



Animals



No.1 4 min

1	(900)
---	-------

↕ 7.4 cm ↔ 13.2 cm



No.2 26 min

1	(339)
2	(126)
3	(206)
4	(337)
5	(010)
6	(812)
7	(348)
8	(058)
9	(206)

↕ 9.9 cm ↔ 9.4 cm



No.3 8 min

1	(205)
2	(509)
3	(007)

↕ 8.5 cm ↔ 9.6 cm



No.4 10 min

1	(330)
2	(900)
3	(800)
4	(001)
5	(085)

↕ 9.6 cm ↔ 8.7 cm



No.5 4 min

1	(323)
---	-------

↕ 3.8 cm ↔ 9.6 cm



No.6 49 min

1	(399)
2	(001)
3	(058)
4	(205)
5	(126)
6	(704)
7	(058)

↕ 9.6 cm ↔ 14.9 cm



No.7 8 min

1	(206)
2	(209)
3	(339)
4	(900)
5	(019)
6	(070)
7	(007)
8	(900)

↕ 4.1 cm ↔ 5.0 cm



No.8 13 min

1	(502)
2	(509)
3	(515)
4	(800)
5	(869)
6	(079)
7	(209)
8	(900)

↕ 3.7 cm ↔ 8.0 cm



No.9 6 min

1	(001)
2	(817)
3	(399)
4	(707)

↕ 3.9 cm ↔ 5.0 cm



No.10 14 min

1	(348)
2	(323)
3	(001)
4	(058)
5	(843)

↕ 9.6 cm ↔ 8.6 cm



No.11 18 min

1	(507)
2	(001)
3	(005)
4	(707)
5	(900)

↕ 6.5 cm ↔ 8.0 cm



No.12 12 min

1	(005)
2	(817)
3	(900)

↕ 3.6 cm ↔ 8.1 cm



No.13 17 min

1	(001)
2	(542)
3	(507)
4	(126)
5	(808)
6	(415)
7	(900)
8	(005)
9	(502)
10	(509)
11	(513)
12	(415)
13	(800)
14	(107)
15	(058)

↕ 7.0 cm ↔ 6.0 cm



No.14 6 min

1	(001)
2	(843)
3	(209)
4	(900)
5	(019)
6	(070)
7	(405)
8	(542)
9	(804)

↕ 3.0 cm ↔ 5.0 cm

Embroidery Pattern Color Change Table
 Tableau de changement de couleur des motifs de broderie
 Tabla de cambio de color para patrones de bordado



No.15

7 min	
1	(507)
2	(001)
3	(507)
4	(900)
5	(208)
6	(214)
7	(507)
↓ 3.5 cm ↔ 5.0 cm	



No.18

10 min	
1	(030)
2	(900)
↓ 10.3 cm ↔ 9.6 cm	



No.21

16 min	
1	(027)
2	(519)
3	(307)
4	(704)
5	(817)
6	(005)
7	(001)
8	(707)
9	(509)
↓ 9.9 cm ↔ 17.8 cm	



No.16

14 min	
1	(405)
↓ 11.5 cm ↔ 8.9 cm	



No.19

29 min	
1	(017)
2	(307)
3	(843)
4	(323)
5	(058)
6	(509)
7	(027)
8	(519)
↓ 13.0 cm ↔ 14.0 cm	



No.22

53 min	
1	(348)
2	(001)
3	(900)
4	(027)
5	(330)
↓ 14.2 cm ↔ 12.7 cm	



No.17

13 min	
1	(405)
↓ 11.6 cm ↔ 11.6 cm	



No.20

29 min	
1	(126)
2	(800)
3	(513)
4	(010)
5	(519)
6	(405)
7	(058)
↓ 17.5 cm ↔ 11.5 cm	

↳ Baby Lock “exclusives” Appliqué designs

↳ Motifs d'appliqués Baby Lock « exclusifs »

↳ Diseños de aplicaciones “exclusivos” de Baby Lock

Exclusives



Appliqué



★No.1 56 min

1	-----x (707)
2	----- (707)
3	~~~~~ (707)
4	■ (900)
5	■ (086)
6	■ (085)
7	■ (107)
8	■ (707)

↓ 25.6 cm ↔ 18.2 cm



★No.2 17 min

1	-----x (707)
2	----- (707)
3	~~~~~ (707)
4	■ (900)
5	■ (086)
6	■ (085)
7	■ (107)
8	■ (707)

↓ 6.8 cm ↔ 9.6 cm



★No.3 21 min

1	-----x (513)
2	-----x (107)
3	-----x (513)
4	■ (513)
5	----- (107)
6	----- (107)

↓ 25.4 cm ↔ 14.6 cm



★No.4 27 min

1	-----x (333)
2	----- (333)
3	■ (333)
4	■ (209)

↓ 28.3 cm ↔ 15.2 cm



★No.5 13 min

1	-----x (085)
2	----- (085)
3	■ (085)
4	■ (614)

↓ 9.7 cm ↔ 9.6 cm



★No.6 15 min

1	-----x (085)
2	----- (085)
3	■ (085)
4	■ (614)

↓ 12.0 cm ↔ 12.5 cm



★No.7 15 min

1	-----x (337)
2	-----x (208)
3	-----x (323)
4	----- (337)
5	■ (337)
6	----- (208)
7	■ (208)
8	----- (337)
9	■ (323)

↓ 9.6 cm ↔ 12.5 cm



★No.8 12 min

1	-----x (800)
2	■ (509)
3	----- (800)
4	■ (800)
5	■ (205)

↓ 17.6 cm ↔ 10.1 cm



★No.9 41 min

1	-----x (900)
2	-----x (900)
3	-----x (214)
4	-----x (800)
5	-----x (509)
6	----- (900)
7	■ (900)
8	----- (900)
9	■ (900)
10	----- (214)
11	■ (214)
12	----- (800)
13	■ (800)
14	----- (509)
15	■ (509)
16	■ (817)
17	■ (900)
18	■ (208)

↓ 25.6 cm ↔ 10.0 cm



★No.10 12 min

1	-----x (800)
2	----- (800)
3	■ (800)
4	■ (900)

↓ 17.9 cm ↔ 11.4 cm



★No.11 8 min

1	-----x (800)
2	-----x (515)
3	----- (800)
4	■ (800)
5	■ (058)
6	----- (515)
7	■ (515)

↓ 9.6 cm ↔ 7.8 cm



★No.12 15 min

1	-----x (333)
2	-----x (333)
3	----- (333)
4	~~~~~ (333)
5	----- (333)
6	~~~~~ (333)
7	■ (126)
8	■ (333)

↓ 13.4 cm ↔ 12.3 cm

Patterns marked with ● have been rotated. Check your design placement prior to embroidering.

Les motifs signalés par ● ont été pivotés. Vérifiez l'emplacement de votre motif avant de commencer à broder.

Los patrones marcados con ● se han girado. Compruebe la colocación del diseño antes de bordar.

Embroidery Pattern Color Change Table
 Tableau de changement de couleur des motifs de broderie
 Tabla de cambio de color para patrones de bordado



★No.13 **10 min**

1	-----x (515)
2	-----x (515)
3	█ (515)
4	█ (800)

↓ 6.9 cm ↔ 17.6 cm



★No.17 **20 min**

1	-----x (812)
2	-----x (812)
3	-----x (812)
4	█ (339)
5	█ (812)
6	█ (058)

↓ 16.9 cm ↔ 12.6 cm



★No.20 **20 min**

1	-----x (800)
2	-----x (800)
3	-----x (800)
4	-----x (800)
5	-----x (800)
6	-----x (800)
7	█ (900)
8	█ (800)

↓ 12.1 cm ↔ 12.5 cm



★No.14 **13 min**

1	-----x (900)
2	-----x (900)
3	-----x (900)
4	-----x (900)
5	█ (124)
6	█ (800)
7	█ (420)
8	█ (900)

↓ 12.6 cm ↔ 16.1 cm



★No.18 **34 min**

1	-----x (307)
2	-----x (085)
3	-----x (339)
4	-----x (307)
5	-----x (307)
6	-----x (085)
7	-----x (085)
8	█ (900)
9	█ (085)
10	█ (307)
11	█ (800)
12	█ (328)
13	█ (085)
14	-----x (339)
15	█ (339)
16	█ (900)

↓ 18.0 cm ↔ 12.6 cm



★No.21 **10 min**

1	-----x (086)
2	-----x (086)
3	█ (086)
4	█ (085)

↓ 12.9 cm ↔ 12.5 cm



★No.15 **19 min**

1	-----x (843)
2	-----x (307)
3	-----x (843)
4	█ (843)
5	-----x (307)
6	█ (307)
7	█ (079)
8	█ (058)

↓ 17.9 cm ↔ 12.6 cm



★No.19 **13 min**

1	-----x (607)
2	-----x (607)
3	-----x (607)
4	-----x (607)
5	-----x (607)
6	█ (607)

↓ 9.7 cm ↔ 9.6 cm



★No.22 **14 min**

1	-----x (107)
2	-----x (330)
3	-----x (107)
4	█ (107)
5	█ (086)
6	█ (323)
7	█ (085)
8	-----x (330)
9	█ (330)

↓ 8.9 cm ↔ 12.6 cm



★No.16 **17 min**


1	-----x (323)
2	-----x (339)
3	-----x (323)
4	-----x (323)
5	-----x (339)
6	-----x (339)
7	█ (079)
8	█ (323)
9	█ (339)
10	█ (058)

↓ 17.9 cm ↔ 11.1 cm

★Refer to the instruction and reference guide for the embroidery machine for details on how to embroider appliques.

★Reportez-vous au Guide d'instructions et de référence de la machine à broder pour plus d'informations sur la broderie des appliques.

★Consulte el Guía de referencia y de instrucciones de la máquina de bordar si desea más información sobre cómo bordar apliques.



↳ Baby Lock “exclusives” Novelty designs

↳ Motifs nouveauté Baby Lock « exclusifs »


↳ Diseños novedosos “exclusivos” de Baby Lock

Exclusives



Novelty


No.1 36 min



1	(607)
2	(333)
3	(607)
4	(513)
5	(209)
6	(333)
7	(607)
8	(513)
9	(333)

↓ 29.6 cm ↔ 15.9 cm


No.5 9 min



1	(900)
2	(124)
3	(534)
4	(800)
5	(070)

↓ 8.3 cm ↔ 9.6 cm


No.8 13 min



1	(323)
2	(704)
3	(843)
4	(001)
5	(800)
6	(107)

↓ 8.8 cm ↔ 9.6 cm


No.2 19 min



1	(328)
2	(019)
3	(214)
4	(328)
5	(333)

↓ 8.9 cm ↔ 9.6 cm


No.6 45 min



1	(001)
2	(900)
3	(707)
4	(704)
5	(707)
6	(005)
7	(001)
8	(900)
9	(707)
10	(704)
11	(005)
12	(707)
13	(800)
14	(707)
15	(900)
16	(707)
17	(704)
18	(005)
19	(542)
20	(707)

↓ 8.8 cm ↔ 17.6 cm


No.9 13 min



1	(900)
2	(817)
3	(808)
4	(030)
5	(707)
6	(900)

↓ 9.6 cm ↔ 5.1 cm


No.3 23 min



1	(328)
2	(214)
3	(800)
4	(507)

↓ 9.8 cm ↔ 12.6 cm


No.10 19 min



1	(507)
2	(202)
3	(209)
4	(900)
5	(406)
6	(507)
7	(800)
8	(406)
9	(704)
10	(086)
11	(704)
12	(005)

↓ 9.7 cm ↔ 9.6 cm


No.4 20 min



1	(707)
2	(124)
3	(214)
4	(800)
5	(086)
6	(817)
7	(019)
8	(513)
9	(085)
10	(209)

↓ 10.6 cm ↔ 17.6 cm


No.7 7 min



1	(348)
2	(007)
3	(515)
4	(900)

↓ 9.6 cm ↔ 4.8 cm

No.11 6 min



1	(707)
2	(209)
3	(513)
4	(707)
5	(800)
6	(406)

↓ 7.9 cm ↔ 9.6 cm

Embroidery Pattern Color Change Table
 Tableau de changement de couleur des motifs de broderie
 Tabla de cambio de color para patrones de bordado



No.12 **10 min**

1		(019)
2		(515)

↓ 29.6 cm ↔ 19.6 cm



No.15 **11 min**

1		(333)
2		(027)
3		(513)

↓ 29.6 cm ↔ 14.8 cm



No.19 **5 min**

1		(900)
---	--	-------


↓ 17.6 cm ↔ 8.1 cm



No.13 **11 min**

1		(339)
2		(509)
3		(800)

↓ 26.8 cm ↔ 15.9 cm



No.16 **11 min**

1		(205)
2		(208)
3		(800)
4		(515)
5		(800)

↓ 9.8 cm ↔ 17.6 cm



No.20 **9 min**

1		(017)
2		(307)
3		(843)
4		(348)
5		(206)
6		(843)
7		(017)
8		(307)

↓ 11.2 cm ↔ 10.2 cm



No.21 **43 min**

1		(307)
2		(843)
3		(348)
4		(843)
5		(399)
6		(843)
7		(348)

↓ 11.4 cm ↔ 15.2 cm



No.14 **11 min**

1		(085)
2		(107)
3		(086)

↓ 29.9 cm ↔ 19.9 cm



No.17 **12 min**

1		(509)
2		(800)
3		(205)
4		(517)
5		(900)

↓ 11.3 cm ↔ 17.6 cm



No.22 **14 min**

1		(323)
2		(328)
3		(348)
4		(323)
5		(214)

↓ 17.7 cm ↔ 4.7 cm




No.18 **6 min**

1		(509)
2		(869)
3		(509)
4		(614)
5		(900)

↓ 12.4 cm ↔ 12.8 cm





No.23

20 min

- 1 (804)
 - 2 (612)
 - 3 (620)
 - 4 (804)
 - 5 (614)
 - 6 (607)
 - 7 (307)
- ↓ 7.0 cm ↔ 7.0 cm



No.25

52 min

- 1 (704)
 - 2 (800)
 - 3 (900)
 - 4 (707)
- ↓ 12.5 cm ↔ 12.5 cm



No.28

16 min

- 1 (704)
 - 2 (019)
 - 3 (800)
- ↓ 13.1 cm ↔ 12.5 cm



No.24

27 min

- 1 (001)
 - 2 (800)
 - 3 (333)
 - 4 (513)
 - 5 (515)
 - 6 (808)
 - 7 (017)
 - 8 (019)
 - 9 (007)
 - 10 (399)
 - 11 (900)
 - 12 (348)
 - 13 (337)
- ↓ 7.9 cm ↔ 9.6 cm



No.26

50 min

- 1 (704)
 - 2 (900)
 - 3 (800)
- ↓ 12.5 cm ↔ 12.5 cm



No.29

12 min

- 1 (405)
 - 2 (800)
 - 3 (058)
 - 4 (205)
- ↓ 16.1 cm ↔ 12.9 cm



No.27

55 min

- 1 (800)
 - 2 (704)
 - 3 (900)
 - 4 (005)
 - 5 (707)
- ↓ 12.5 cm ↔ 12.5 cm



No.30

20 min

- 1 (405)
 - 2 (323)
 - 3 (509)
 - 4 (058)
- ↓ 15.7 cm ↔ 12.9 cm



No.31

14 min

- 1 (817)
- ↓ 17.6 cm ↔ 6.5 cm

Embroidery Pattern Color Change Table
 Tableau de changement de couleur des motifs de broderie
 Tabla de cambio de color para patrones de bordado

↳ Baby Lock "exclusives" Nancy Zieman designs

↳ Motifs Nancy Zieman Baby Lock « exclusifs »

↳ Diseños Nancy Zieman "exclusivos" de Baby Lock

Exclusives



No.1 12 min

1	(415)
2	(205)
3	(214)
4	(337)

↕ 9.8 cm ↔ 6.5 cm

No.2 9 min

1	(415)
2	(205)
3	(214)
4	(337)

↕ 7.0 cm ↔ 7.3 cm

No.3 4 min

1	(205)
2	(214)
3	(337)
4	(415)

↕ 6.0 cm ↔ 3.9 cm

No.4 1 min

1	(415)
---	-------

↕ 3.2 cm ↔ 2.3 cm

No.5 5 min

1	(415)
2	(205)
3	(214)
4	(337)

↕ 8.9 cm ↔ 2.7 cm

No.6 7 min

1	(205)
2	(126)
3	(337)

↕ 4.6 cm ↔ 3.6 cm

No.7 102 min

1	(415)
2	(507)
3	(205)
4	(214)
5	(337)

↕ 29.7 cm ↔ 19.6 cm

No.8 11 min

1	(001)
2	(017)
3	(205)
4	(804)
5	(507)
6	(519)

↕ 9.8 cm ↔ 5.4 cm

No.9 8 min

1	(001)
2	(017)
3	(205)
4	(804)
5	(507)
6	(519)

↕ 7.0 cm ↔ 6.3 cm

No.10 6 min

1	(509)
2	(808)

↕ 17.6 cm ↔ 3.0 cm

No.11 2 min

1	(509)
2	(808)

↕ 3.7 cm ↔ 2.9 cm

No.12 3 min

1	(517)
2	(519)

↕ 4.1 cm ↔ 2.8 cm

No.13 7 min

1	(001)
2	(017)
3	(205)
4	(804)
5	(507)
6	(517)
7	(519)

↕ 8.3 cm ↔ 5.1 cm

No.14 81 min

1	(001)
2	(017)
3	(205)
4	(804)
5	(507)
6	(519)

↕ 29.7 cm ↔ 16.2 cm

No.15 11 min


1	(208)
2	(328)
3	(206)
4	(517)
5	(126)
6	(214)
7	(030)

↕ 9.5 cm ↔ 8.4 cm

No.16 9 min

1	(328)
2	(323)
3	(517)
4	(206)
5	(126)
6	(214)

↕ 5.8 cm ↔ 6.5 cm



No.17 **11 min**

1		(126)
2		(214)
3		(126)
4		(214)
5		(030)

↕ 4.4 cm ↔ 8.6 cm



No.23 **23 min**

1		(513)
2		(515)
3		(808)
4		(812)
5		(010)
6		(513)
7		(807)
8		(030)
9		(513)
10		(800)
11		(107)
12		(800)

↕ 4.6 cm ↔ 9.6 cm



No.26 **11 min**

1		(513)
2		(515)
3		(808)
4		(328)
5		(869)
6		(513)
7		(515)
8		(808)

↕ 4.4 cm ↔ 6.0 cm



No.18 **6 min**

1		(126)
2		(214)
3		(030)

↕ 5.1 cm ↔ 3.6 cm



No.24 **20 min**

1		(513)
2		(515)
3		(808)
4		(328)
5		(869)
6		(079)
7		(807)
8		(030)
9		(800)
10		(107)
11		(800)
12		(515)
13		(800)

↕ 6.4 cm ↔ 8.2 cm



No.27 **13 min**

1		(513)
2		(515)
3		(808)
4		(124)
5		(812)
6		(010)
7		(513)
8		(515)
9		(807)

↕ 5.8 cm ↔ 6.7 cm



No.19 **7 min**

1		(328)
2		(323)
3		(517)

↕ 5.7 cm ↔ 4.9 cm



No.20 **4 min**

1		(208)
2		(328)

↕ 4.4 cm ↔ 3.2 cm



No.28 **13 min**

1		(513)
2		(509)
3		(808)
4		(079)
5		(807)
6		(513)
7		(807)

↕ 7.0 cm ↔ 6.6 cm



No.21 **6 min**

1		(206)
2		(126)
3		(214)

↕ 5.1 cm ↔ 4.7 cm



No.25 **10 min**

1		(513)
2		(515)
3		(808)
4		(328)
5		(869)
6		(030)
7		(800)
8		(515)
9		(800)

↕ 4.4 cm ↔ 5.2 cm



No.29 **9 min**

1		(030)
2		(800)
3		(515)
4		(107)
5		(800)

↕ 4.2 cm ↔ 4.7 cm




No.22 **16 min**

1		(208)
2		(328)
3		(206)
4		(517)
5		(126)
6		(214)
7		(030)

↕ 12.6 cm ↔ 11.1 cm

Embroidery Pattern Color Change Table
Tableau de changement de couleur des motifs de broderie
Tabla de cambio de color para patrones de bordado


No.30 **62 min**



1	(509)
2	(515)
3	(808)
4	(010)
5	(812)
6	(126)
7	(513)
8	(807)
9	(030)
10	(513)
11	(800)
12	(107)
13	(800)

↕ 8.4 cm ↔ 17.6 cm


No.33 **5 min**



1	(017)
2	(804)
3	(070)
4	(126)
5	(337)

↕ 4.4 cm ↔ 5.6 cm


No.37 **6 min**



1	(513)
2	(515)
3	(126)
4	(337)

↕ 4.4 cm ↔ 6.5 cm


No.31 **5 min**



1	(206)
2	(214)
3	(086)

↕ 3.8 cm ↔ 3.4 cm


No.34 **5 min**



1	(812)
2	(206)
3	(515)
4	(808)
5	(030)
6	(800)

↕ 5.1 cm ↔ 2.6 cm


No.38 **9 min**



1	(206)
2	(214)
3	(079)
4	(086)
5	(515)

↕ 5.1 cm ↔ 5.4 cm


No.32 **4 min**



1	(086)
2	(107)
3	(869)

↕ 3.8 cm ↔ 3.0 cm


No.35 **9 min**



1	(804)
2	(206)
3	(214)
4	(515)
5	(513)
6	(509)
7	(542)
8	(030)
9	(800)
10	(007)

↕ 3.1 cm ↔ 9.9 cm


No.39 **11 min**



1	(502)
2	(515)
3	(509)
4	(513)
5	(206)
6	(214)
7	(079)
8	(086)
9	(001)
10	(542)
11	(030)
12	(800)
13	(804)
14	(070)
15	(126)
16	(337)
17	(001)
18	(800)
19	(007)

↕ 3.7 cm ↔ 9.9 cm

No.36 **7 min**



1	(001)
2	(804)
3	(070)
4	(030)
5	(800)

↕ 3.8 cm ↔ 7.2 cm

The designs built into the machine are protected by copyright.

Les motifs intégrés à la machine sont protégés par des droits d'auteur.


Los diseños incorporados en esta máquina están protegidos por las leyes de copyright.

© 2011 Studio Auriga SRL and Morango Designs Inc, © 2011 Tacony Corporation. All rights reserved.

The design software is licensed for limited purposes, i.e., for your use in sewing. The design software should not be copied for or shared with others. For more information about copyrights, contact the Embroidery Software Protection Coalition (ESPC) at 682-503-6513 or www.embroideryprotection.org.

Le logiciel de conception est concédé en licence à des fins limitées, c-à-d. pour votre usage personnel en matière de broderie. Il ne doit être ni copié ni partagé. Pour plus d'informations sur les droits d'auteur, contactez l'ESPC (Embroidery Software Protection Coalition) au 682-503-6513 ou rendez-vous sur le site Web www.embroideryprotection.org.

El software de diseño se ha concedido bajo licencia para fines limitados, es concreto, para su uso en costura. Este software no se puede copiar para otras personas, ni compartirlo. Para obtener más información sobre las leyes de copyright, póngase en contacto con la Embroidery Software Protection Coalition (ESPC) en el n° de teléfono 682-503-6513 o en www.embroideryprotection.org.



Embroidery patterns

Motifs de broderie

Patrones de bordado




Design patterns

Création de motifs

Diseño de patrones


No.1 **15 min**



1		(513)
2		(507)
3		(205)
4		(209)
5		(800)
6		(513)

↕ 9.6 cm ↔ 9.3 cm


No.2 **14 min**



1		(502)
2		(534)
3		(502)
4		(019)
5		(405)
6		(208)

↕ 9.3 cm ↔ 9.6 cm


No.3 **13 min**



1		(507)
2		(513)
3		(205)
4		(209)
5		(030)

↕ 7.7 cm ↔ 9.1 cm


No.4 **15 min**



1		(513)
2		(323)
3		(085)
4		(323)
5		(205)

↕ 9.3 cm ↔ 9.6 cm


No.5 **3 min**



1		(070)
2		(079)

↕ 6.9 cm ↔ 6.3 cm


No.6 **3 min**



1		(507)
2		(800)

↕ 5.3 cm ↔ 5.8 cm


No.7 **10 min**



1		(502)
2		(010)
3		(513)
4		(507)
5		(019)
6		(405)

↕ 6.8 cm ↔ 8.6 cm


No.8 **12 min**



1		(079)
---	--	-------

↕ 9.0 cm ↔ 8.5 cm

No.9 **11 min**



1		(507)
---	--	-------

↕ 9.5 cm ↔ 8.8 cm

No.10 **3 min**



1		(620)
---	--	-------

↕ 3.1 cm ↔ 9.5 cm


No.11 **11 min**



1		(707)
---	--	-------

↕ 9.6 cm ↔ 6.6 cm


No.12 **9 min**



1		(620)
---	--	-------

↕ 9.5 cm ↔ 6.7 cm


No.13 **6 min**



1		(070)
---	--	-------

↕ 9.6 cm ↔ 5.1 cm


No.14 **7 min**



1		(019)
---	--	-------

↕ 8.3 cm ↔ 9.6 cm

No.15 **7 min**



1		(707)
---	--	-------

↕ 7.8 cm ↔ 8.7 cm

Embroidery Pattern Color Change Table
 Tableau de changement de couleur des motifs de broderie
 Tabla de cambio de color para patrones de bordado



No.16 **3 min**

1	Green (515)
---	-------------

↕ 7.5 cm ↔ 4.2 cm



No.22 **30 min**

1	Blue (019)
2	Blue (405)
3	Yellow (214)
4	Red (800)
5	Black (900)

↕ 14.2 cm ↔ 11.6 cm



No.26 **12 min**

1	Yellow (206)
2	Yellow (214)
3	Green (513)
4	Black (707)
5	Yellow (206)
6	Yellow (214)
7	Green (513)
8	Black (707)

↕ 10.0 cm ↔ 12.9 cm



No.17 **4 min**

1	Green (515)
2	Blue (405)

↕ 6.6 cm ↔ 6.3 cm



No.23 **48 min**

1	Green (513)
2	Green (515)
3	Yellow (205)
4	Yellow (010)
5	Yellow (208)
6	Pink (085)
7	Pink (810)
8	White (001)
9	Pink (086)
10	Purple (612)
11	Red (800)

↕ 16.7 cm ↔ 12.3 cm



No.27 **38 min**

1	Green (509)
2	Yellow (206)

↕ 9.6 cm ↔ 9.6 cm



No.18 **14 min**

1	Green (534)
2	Yellow (010)
3	Yellow (205)
4	Black (900)

↕ 6.2 cm ↔ 6.3 cm



No.28 **24 min**

1	Green (513)
---	-------------

↕ 9.5 cm ↔ 8.2 cm



No.19 **9 min**

1	Green (515)
2	Blue (405)
3	Red (800)
4	Yellow (328)

↕ 8.4 cm ↔ 8.8 cm



No.24 **23 min**

1	Yellow (214)
2	Black (058)
3	Black (900)
4	Red (800)
5	Blue (070)
6	Green (502)

↕ 16.6 cm ↔ 10.3 cm



No.29 **3 min**

1	Purple (612)
2	Yellow (812)
3	Purple (612)

↕ 5.2 cm ↔ 6.1 cm



No.20 **20 min**

1	Red (800)
2	Blue (019)
3	Black (058)
4	Blue (019)
5	Black (058)
6	Blue (019)
7	Black (058)

↕ 8.9 cm ↔ 9.4 cm



No.25 **11 min**

1	Green (513)
2	Green (509)

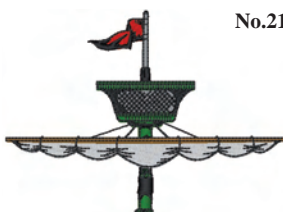
↕ 13.2 cm ↔ 12.6 cm



No.30 **11 min**

1	Pink (079)
2	Black (707)
3	Blue (070)


↕ 9.1 cm ↔ 9.5 cm



No.21 **16 min**

1	Red (800)
2	Grey (005)
3	Green (515)
4	Black (900)
5	White (001)
6	Yellow (323)
7	Black (900)

↕ 11.0 cm ↔ 15.2 cm



No.31 **2 min**
 1 ■ (406)
 ↓ 9.6 cm ↔ 3.9 cm



No.32 **2 min**
 1 ■ (405)
 ↓ 6.3 cm ↔ 4.6 cm



No.33 **2 min**
 1 ■ (070)
 2 ■ (406)
 ↓ 6.7 cm ↔ 6.6 cm



No.34 **7 min**
 1 ■ (086)
 ↓ 8.8 cm ↔ 9.0 cm



No.35 **6 min**
 1 ■ (612)
 ↓ 6.7 cm ↔ 7.4 cm



● **No.36** **29 min**
 1 ■ (107)
 2 ■ (086)
 ↓ 20.4 cm ↔ 15.4 cm




● **No.37** **27 min**
 1 ■ (405)
 2 ■ (420)
 ↓ 20.4 cm ↔ 15.4 cm



● **No.38** **29 min**
 1 ■ (517)
 2 ■ (515)
 ↓ 20.4 cm ↔ 15.4 cm



● **No.39** **28 min**
 1 ■ (007)
 2 ■ (405)
 ↓ 20.4 cm ↔ 15.4 cm




No.40 **20 min**
 1 ■ (328)
 2 ■ (620)
 ↓ 19.4 cm ↔ 15.5 cm



No.41 **20 min**
 1 ■ (515)
 2 ■ (810)
 3 ■ (206)
 4 ■ (620)
 ↓ 10.1 cm ↔ 10.3 cm



No.42 **26 min**
 1 ■ (515)
 2 ■ (810)
 3 ■ (206)
 4 ■ (620)
 ↓ 15.6 cm ↔ 15.6 cm



No.43 **6 min**
 1 ■ (328)
 ↓ 8.0 cm ↔ 7.7 cm

Patterns marked with ● have been rotated. Check your design placement prior to embroidering.

Les motifs signalés par ● ont été pivotés. Vérifiez l'emplacement de votre motif avant de commencer à broder.

Los patrones marcados con ● se han girado. Compruebe la colocación del diseño antes de bordar.

Embroidery Pattern Color Change Table
 Tableau de changement de couleur des motifs de broderie
 Tabla de cambio de color para patrones de bordado



No.44

16 min	
1	(124)
2	(612)
3	(017)

↓ 21.7 cm ↔ 14.7 cm



No.49

19 min	
1	(328)
2	(214)
3	(070)
4	(513)
5	(124)
6	(214)

↓ 12.0 cm ↔ 9.5 cm



No.53

1 min	
1	(323)
2	(209)

↓ 2.5 cm ↔ 9.6 cm



No.45

7 min	
1	(085)
2	(017)

↓ 15.0 cm ↔ 9.9 cm



No.50

11 min	
1	(124)
2	(085)
3	(810)
4	(612)
5	(513)
6	(214)

↓ 7.5 cm ↔ 7.5 cm



No.54

6 min	
1	(019)
2	(607)
3	(420)

↓ 7.0 cm ↔ 4.1 cm



No.55

4 min	
1	(607)
2	(019)
3	(420)

↓ 4.0 cm ↔ 4.4 cm



No.46

14 min	
1	(509)
2	(804)
3	(085)

↓ 11.9 cm ↔ 6.4 cm



★ No.51

5 min	
1	× (208)
2	--- (517)
3	--- (517)
4	--- (517)
5	(323)
6	× (208)
7	--- (208)
8	(209)
9	(001)
10	(323)

↓ 6.8 cm ↔ 8.5 cm



No.56

3 min	
1	(406)

↓ 6.8 cm ↔ 6.9 cm



No.47

9 min	
1	(804)
2	(810)
3	(607)
4	(017)
5	(085)
6	(086)
7	(027)

↓ 6.3 cm ↔ 6.4 cm



★ No.52

2 min	
1	---× (517)
2	--- (517)
3	--- (517)
4	(323)

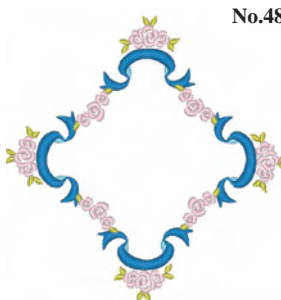
↓ 4.3 cm ↔ 6.7 cm



No.57

3 min	
1	(107)

↓ 8.7 cm ↔ 8.0 cm



No.48


11 min	
1	(017)
2	(019)
3	(027)
4	(124)

↓ 14.9 cm ↔ 14.8 cm

★Refer to the instruction and reference guide for the embroidery machine for details on how to embroider appliqués.

★Reportez-vous au Guide d'instructions et de référence de la machine à broder pour plus d'informations sur la broderie des appliqués.

★Consulte el Guía de referencia y de instrucciones de la máquina de bordar si desea más información sobre cómo bordar apliques.



No.58 **13 min**

1		(206)
2		(339)
3		(206)
4		(019)
5		(339)

↓ 7.8 cm ↔ 17.6 cm

★No.60 **12 min**

1		(513)
2		(513)
3		(513)
4		(513)
5		(348)
6		(323)
7		(206)

↓ 5.7 cm ↔ 14.7 cm

No.62 **5 min**

1		(126)
2		(206)
3		(513)
4		(337)

↓ 10.0 cm ↔ 3.3 cm

No.59 **18 min**

1		(348)
2		(337)
3		(126)
4		(206)
5		(513)

↓ 14.0 cm ↔ 13.7 cm

★No.61 **21 min**

1		(348)
2		(348)
3		(348)
4		(348)
5		(323)
6		(513)
7		(126)
8		(209)
9		(030)
10		(206)

↓ 6.7 cm ↔ 14.4 cm

No.63 **2 min**

1		(206)
2		(513)

↓ 3.3 cm ↔ 2.9 cm

Quilt patterns

Motifs piqués

Patrones de acolchado

No.64 **2 min**

1		(612)
---	--	-------

↓ 12.5 cm ↔ 12.6 cm

No.67 **1 min**

1		(612)
---	--	-------

↓ 12.6 cm ↔ 12.6 cm

No.69 **1 min**

1		(612)
---	--	-------

↓ 17.6 cm ↔ 5.7 cm

No.65 **2 min**

1		(612)
---	--	-------

↓ 12.5 cm ↔ 12.5 cm

No.68 **1 min**

1		(612)
---	--	-------

↓ 17.6 cm ↔ 6.3 cm

No.66 **2 min**

1		(612)
2		(810)

↓ 12.6 cm ↔ 12.6 cm

★Refer to the instruction and reference guide for the embroidery machine for details on how to embroider appliqués.

★Reportez-vous au Guide d'instructions et de référence de la machine à broder pour plus d'informations sur la broderie des appliqués.

★Consulte el Guía de referencia y de instrucciones de la máquina de bordar si desea más información sobre cómo bordar apliques.

Embroidery Pattern Color Change Table
 Tableau de changement de couleur des motifs de broderie
 Tabla de cambio de color para patrones de bordado

Decorative buttonhole patterns

Motifs pour boutonnière décorative


Costuras de ojales decorativas




Note : Touch  key in design selection screen to select one of the three sizes.

Remarque : appuyez sur la touche  de l'écran de sélection des motifs pour sélectionner l'une des trois tailles.

Nota : toque la tecla  en la pantalla de selección de diseños para seleccionar uno de los tres tamaños.


No.70 **2 min**






1		(507)
2		(800)
3		(507)

L: \downarrow 5.6 cm \leftrightarrow 2.7 cm
 M: \downarrow 5.1 cm \leftrightarrow 2.6 cm
 S: \downarrow 4.6 cm \leftrightarrow 2.5 cm


No.72 **4 min**







1		(070)
2		(612)
3		(005)

L: \downarrow 5.5 cm \leftrightarrow 7.4 cm
 M: \downarrow 5.5 cm \leftrightarrow 7.1 cm
 S: \downarrow 5.0 cm \leftrightarrow 6.0 cm

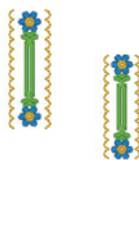
No.74 **3 min**







1		(214)
2		(208)
3		(328)
4		(214)

L: \downarrow 2.8 cm \leftrightarrow 6.7 cm
 M: \downarrow 2.7 cm \leftrightarrow 6.4 cm
 S: \downarrow 2.5 cm \leftrightarrow 5.9 cm


No.71 **2 min**







1		(513)
2		(019)
3		(208)
4		(513)

L: \downarrow 6.5 cm \leftrightarrow 2.2 cm
 M: \downarrow 5.9 cm \leftrightarrow 2.0 cm
 S: \downarrow 5.4 cm \leftrightarrow 2.0 cm

No.73 **5 min**



1		(086)
2		(085)
3		(070)
4		(086)


L: \downarrow 3.8 cm \leftrightarrow 4.8 cm
 M: \downarrow 3.6 cm \leftrightarrow 4.6 cm
 S: \downarrow 3.3 cm \leftrightarrow 4.3 cm



Border patterns

Motifs de bordure

Costuras con bordes


No.75 **1 min**





1		(513)
2		(800)

\downarrow 2.5 cm \leftrightarrow 1.4 cm


No.76 **4 min**






1		(513)
2		(800)

\downarrow 15.1 cm \leftrightarrow 1.4 cm


No.77 **2 min**






1		(513)
2		(800)
3		(070)

\downarrow 7.9 cm \leftrightarrow 2.3 cm

No.78 **5 min**



1		(513)
2		(800)
3		(070)

\downarrow 15.8 cm \leftrightarrow 2.3 cm

Designs using Print and Stitch function

Motifs utilisant la fonction Imprimer et broder

Diseños con la función Imprimir y coser



Background image
Image d'arrière-plan
Imagen de fondo



No.79

30 min

- 1 (019)
- 2 (405)
- 3 (214)
- 4 (800)
- 5 (900)

↓ 14.2 cm ↔ 11.6 cm

Embroidery pattern
Motif de broderie
Patrón de bordado



No.80

12 min

- 1 (206)
- 2 (214)
- 3 (513)
- 4 (707)
- 5 (206)
- 6 (214)
- 7 (513)
- 8 (707)

↓ 10.0 cm ↔ 12.9 cm



No.81

20 min

- 1 (515)
- 2 (810)
- 3 (206)
- 4 (620)

↓ 10.1 cm ↔ 10.3 cm



Refer to the instruction and reference guide for the sewing machine for details on how to embroider print and stitch patterns.

Reportez-vous au guide d'instructions et de référence de la machine à coudre pour de plus amples détails sur la broderie de motifs à imprimer et broder.

Para obtener más información sobre cómo bordar patrones de impresión y costura, consulte la guía de referencia y de instrucciones de la máquina de coser.

Floral alphabet patterns

Motifs alphabet floral

Patrones alfabéticas en motivo floral



No.1 15 min

1	(017)
2	(513)
3	(810)
4	(070)
5	(612)
6	(205)

↓ 12.6 cm ↔ 7.9 cm



No.6 20 min

1	(017)
2	(513)
3	(070)
4	(810)
5	(205)
6	(612)

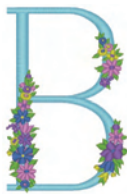
↓ 12.6 cm ↔ 8.1 cm



No.11 19 min

1	(017)
2	(513)
3	(810)
4	(612)
5	(205)
6	(070)

↓ 12.6 cm ↔ 8.8 cm



No.2 18 min

1	(017)
2	(513)
3	(810)
4	(205)
5	(070)
6	(612)

↓ 12.7 cm ↔ 8.3 cm



No.7 17 min

1	(017)
2	(513)
3	(205)
4	(612)
5	(070)
6	(810)

↓ 12.7 cm ↔ 8.4 cm



No.12 13 min

1	(017)
2	(513)
3	(810)
4	(205)
5	(612)
6	(070)

↓ 12.6 cm ↔ 7.7 cm



No.3 15 min

1	(017)
2	(513)
3	(810)
4	(205)
5	(612)
6	(070)

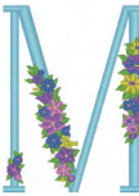
↓ 12.6 cm ↔ 8.2 cm



No.8 18 min

1	(017)
2	(513)
3	(612)
4	(810)
5	(205)
6	(070)

↓ 12.6 cm ↔ 9.0 cm



No.13 25 min

1	(017)
2	(513)
3	(205)
4	(612)
5	(810)
6	(070)


↓ 12.6 cm ↔ 10.4 cm



No.4 17 min

1	(017)
2	(513)
3	(205)
4	(810)
5	(612)
6	(070)

↓ 12.7 cm ↔ 8.6 cm



No.9 10 min

1	(017)
2	(513)
3	(612)
4	(810)
5	(070)
6	(205)

↓ 12.6 cm ↔ 2.6 cm



No.14 17 min

1	(017)
2	(513)
3	(070)
4	(810)
5	(612)
6	(205)

↓ 12.6 cm ↔ 8.7 cm



No.5 21 min

1	(017)
2	(513)
3	(810)
4	(070)
5	(612)
6	(205)

↓ 12.6 cm ↔ 8.6 cm



No.10 10 min

1	(017)
2	(513)
3	(612)
4	(810)
5	(070)
6	(205)


↓ 12.6 cm ↔ 5.0 cm



No.15 16 min

1	(017)
2	(513)
3	(612)
4	(810)
5	(070)
6	(205)

↓ 12.5 cm ↔ 9.5 cm



No.16 **13 min**

1	(017)
2	(513)
3	(810)
4	(070)
5	(205)
6	(612)

↓12.6 cm ↔ 7.3 cm



No.20 **14 min**

1	(017)
2	(513)
3	(810)
4	(205)
5	(612)
6	(070)

↓12.6 cm ↔ 7.0 cm



No.24 **17 min**

1	(017)
2	(513)
3	(070)
4	(810)
5	(205)
6	(612)


↓12.6 cm ↔ 9.2 cm



No.17 **21 min**

1	(017)
2	(513)
3	(810)
4	(612)
5	(205)
6	(070)

↓12.9 cm ↔ 9.5 cm



No.21 **13 min**

1	(017)
2	(513)
3	(810)
4	(612)
5	(070)
6	(205)

↓12.6 cm ↔ 8.0 cm



No.25 **14 min**

1	(017)
2	(513)
3	(070)
4	(810)
5	(612)
6	(205)

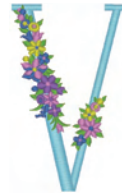
↓12.6 cm ↔ 8.5 cm



No.18 **15 min**

1	(017)
2	(513)
3	(612)
4	(070)
5	(810)
6	(205)

↓12.6 cm ↔ 8.3 cm



No.22 **13 min**

1	(017)
2	(513)
3	(810)
4	(070)
5	(612)
6	(205)

↓12.6 cm ↔ 7.8 cm



No.26 **15 min**

1	(017)
2	(513)
3	(810)
4	(205)
5	(612)
6	(070)

↓12.6 cm ↔ 7.0 cm



No.19 **15 min**

1	(017)
2	(513)
3	(810)
4	(612)
5	(205)
6	(070)

↓12.6 cm ↔ 7.0 cm



No.23 **24 min**

1	(017)
2	(513)
3	(612)
4	(810)
5	(070)
6	(205)

↓12.6 cm ↔ 11.9 cm



No.27 **6 min**

1	(017)
---	-------

↓8.0 cm ↔ 5.9 cm



No.30 **7 min**

1	(017)
---	-------

↓12.6 cm ↔ 6.1 cm



No.33 **10 min**

1	(017)
---	-------

↓12.6 cm ↔ 8.6 cm



No.36 **5 min**

1	(017)
---	-------

↓15.8 cm ↔ 4.0 cm



No.28 **7 min**

1	(017)
---	-------

↓12.6 cm ↔ 6.1 cm



No.31 **6 min**

1	(017)
---	-------

↓8.3 cm ↔ 5.7 cm



No.34 **7 min**

1	(017)
---	-------

↓12.6 cm ↔ 6.3 cm



No.37 **7 min**

1	(017)
---	-------

↓12.6 cm ↔ 6.6 cm



No.29 **4 min**

1	(017)
---	-------

↓8.3 cm ↔ 5.6 cm



No.32 **5 min**

1	(017)
---	-------

↓12.6 cm ↔ 5.5 cm



No.35 **3 min**

1	(017)
---	-------

↓11.0 cm ↔ 1.9 cm





No.38 **4 min**


1	(017)
---	-------


↓12.6 cm ↔ 2.0 cm


Embroidery Pattern Color Change Table
 Tableau de changement de couleur des motifs de broderie
 Tabla de cambio de color para patrones de bordado


No.39 **9 min**
 1  (017)
 ⇅ 8.0 cm ↔ 9.0 cm


No.43 **8 min**
 1  (017)
 ⇅ 12.6 cm ↔ 6.9 cm

No.47 **6 min**
 1  (017)
 ⇅ 8.0 cm ↔ 6.5 cm


No.51 **7 min**
 1  (017)
 ⇅ 12.6 cm ↔ 8.5 cm


No.40 **6 min**
 1  (017)
 ⇅ 8.0 cm ↔ 6.5 cm


No.44 **4 min**
 1  (017)
 ⇅ 8.1 cm ↔ 5.4 cm


No.48 **4 min**
 1  (017)
 ⇅ 8.0 cm ↔ 5.7 cm


No.52 **5 min**
 1  (017)
 ⇅ 8.0 cm ↔ 5.2 cm


No.41 **6 min**
 1  (017)
 ⇅ 8.2 cm ↔ 5.6 cm






No.45 **6 min**
 1  (017)
 ⇅ 8.1 cm ↔ 5.0 cm





No.49 **7 min**
 1  (017)
 ⇅ 8.0 cm ↔ 8.2 cm




No.42 **8 min**
 1  (017)
 ⇅ 12.6 cm ↔ 6.9 cm






No.46 **5 min**
 1  (017)
 ⇅ 12.7 cm ↔ 5.2 cm






No.50 **4 min**
 1  (017)
 ⇅ 8.0 cm ↔ 6.0 cm











No.53 **5 min**
 1  (513)
 2  (612)
 3  (810)
 4  (070)
 5  (205)
 ⇅ 9.5 cm ↔ 2.5 cm






No.56 **1 min**
 1  (513)
 2  (810)
 3  (070)
 4  (612)
 ⇅ 2.6 cm ↔ 2.4 cm





No.57 **1 min**
 1  (513)
 2  (070)
 3  (810)
 ⇅ 1.8 cm ↔ 1.3 cm






No.59 **8 min**
 1  (513)
 2  (070)
 3  (810)
 4  (612)
 5  (205)
 ⇅ 7.6 cm ↔ 9.6 cm


No.54 **3 min**
 1  (513)
 2  (810)
 3  (612)
 4  (205)
 5  (070)
 ⇅ 4.8 cm ↔ 2.1 cm

No.58 **40 min**
 1  (513)
 2  (070)
 3  (124)
 4  (086)
 5  (205)
 6  (513)
 7  (070)
 8  (124)
 9  (086)
 10  (205)
 ⇅ 23.9 cm ↔ 19.9 cm

No.60 **7 min**
 1  (513)
 2  (070)
 3  (810)
 4  (612)
 5  (205)
 ⇅ 3.8 cm ↔ 10.9 cm

No.55 **1 min**
 1  (513)
 2  (810)
 3  (205)
 4  (612)
 ⇅ 2.6 cm ↔ 1.7 cm

No.61 **7 min**
 1  (513)
 2  (070)
 3  (810)
 4  (612)
 5  (205)
 ⇅ 4.2 cm ↔ 8.0 cm



◁ Greek alphabet patterns

◁ Motifs alphabet grec

◁ Costuras de caracteres alfabéticos griegos



No.1 **5 min**

1		(209)
2		(513)
3		(405)

↕ 5.6 cm ↔ 5.7 cm



No.6 **5 min**

1		(209)
2		(513)
3		(405)

↕ 5.4 cm ↔ 4.8 cm



No.11 **4 min**

1		(209)
2		(513)
3		(405)

↕ 5.6 cm ↔ 5.4 cm



No.2 **7 min**

1		(209)
2		(513)
3		(405)

↕ 5.4 cm ↔ 5.1 cm



No.7 **6 min**

1		(209)
2		(513)
3		(405)

↕ 5.4 cm ↔ 5.6 cm



No.12 **8 min**

1		(209)
2		(513)
3		(405)

↕ 5.4 cm ↔ 6.8 cm



No.3 **4 min**

1		(209)
2		(513)
3		(405)

↕ 5.4 cm ↔ 4.8 cm



No.8 **7 min**

1		(209)
2		(513)
3		(405)

↕ 5.7 cm ↔ 5.3 cm



No.13 **5 min**

1		(209)
2		(513)
3		(405)

↕ 5.6 cm ↔ 5.6 cm



No.4 **5 min**

1		(209)
2		(513)
3		(405)

↕ 5.6 cm ↔ 5.0 cm



No.9 **3 min**

1		(209)
2		(513)
3		(405)

↕ 5.4 cm ↔ 2.7 cm



No.14 **7 min**

1		(209)
2		(513)
3		(405)

↕ 5.4 cm ↔ 4.9 cm



No.5 **5 min**

1		(209)
2		(513)
3		(405)

↕ 5.4 cm ↔ 5.0 cm



No.10 **6 min**

1		(209)
2		(513)
3		(405)

↕ 5.4 cm ↔ 5.7 cm



No.15 **5 min**

1		(209)
2		(513)
3		(405)

↕ 5.7 cm ↔ 5.3 cm

Embroidery Pattern Color Change Table
 Tableau de changement de couleur des motifs de broderie
 Tabla de cambio de color para patrones de bordado



No.16

6 min	
1	Orange (209)
2	Green (513)
3	Blue (405)

↕ 5.4 cm ↔ 5.9 cm



No.19

4 min	
1	Orange (209)
2	Green (513)
3	Blue (405)

↕ 5.4 cm ↔ 4.8 cm



No.22

6 min	
1	Orange (209)
2	Green (513)
3	Blue (405)

↕ 5.4 cm ↔ 5.7 cm



No.17

5 min	
1	Orange (209)
2	Green (513)
3	Blue (405)

↕ 5.4 cm ↔ 4.4 cm



No.20

5 min	
1	Orange (209)
2	Green (513)
3	Blue (405)

↕ 5.4 cm ↔ 5.6 cm



No.23

6 min	
1	Orange (209)
2	Green (513)
3	Blue (405)

↕ 5.4 cm ↔ 6.2 cm



No.18

5 min	
1	Orange (209)
2	Green (513)
3	Blue (405)

↕ 5.4 cm ↔ 4.9 cm



No.21

7 min	
1	Orange (209)
2	Green (513)
3	Blue (405)

↕ 5.4 cm ↔ 5.6 cm



No.24

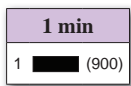
7 min	
1	Orange (209)
2	Green (513)
3	Blue (405)

↕ 5.6 cm ↔ 5.3 cm

Utility embroidery patterns

Motifs de broderie courants















































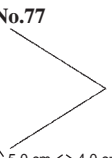






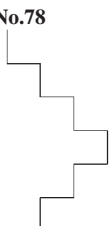

























Patrones de bordado de utilidad



No.1 ↕ 3.2 cm ↔ 0.0 cm	No.2 ↕ 3.0 cm ↔ 0.3 cm	No.3 ↕ 3.5 cm ↔ 0.4 cm	No.4 ↕ 3.3 cm ↔ 0.7 cm	No.5 ↕ 3.4 cm ↔ 0.7 cm	No.6 ↕ 3.5 cm ↔ 0.6 cm	No.7 ↕ 3.3 cm ↔ 0.5 cm	No.8 ↕ 3.8 cm ↔ 0.3 cm	No.9 ↕ 3.6 cm ↔ 0.7 cm	No.10 ↕ 3.4 cm ↔ 0.7 cm	No.11 ↕ 3.6 cm ↔ 0.7 cm	No.12 ↕ 3.3 cm ↔ 0.7 cm	No.13 ↕ 3.9 cm ↔ 1.2 cm	No.14 ↕ 3.0 cm ↔ 0.9 cm	No.15 ↕ 3.7 cm ↔ 0.9 cm	No.16 ↕ 3.2 cm ↔ 1.2 cm	No.17 ↕ 3.4 cm ↔ 1.2 cm	No.18 ↕ 2.7 cm ↔ 0.7 cm	No.19 ↕ 3.9 cm ↔ 1.2 cm	No.20 ↕ 3.8 cm ↔ 0.8 cm	No.21 ↕ 3.8 cm ↔ 0.8 cm	No.22 ↕ 3.2 cm ↔ 0.8 cm	No.23 ↕ 3.2 cm ↔ 1.2 cm	No.24 ↕ 3.4 cm ↔ 0.7 cm	No.25 ↕ 6.6 cm ↔ 1.2 cm	No.26 ↕ 3.6 cm ↔ 0.9 cm	No.27 ↕ 3.2 cm ↔ 1.2 cm	No.28 ↕ 3.1 cm ↔ 1.2 cm	No.29 ↕ 4.2 cm ↔ 1.2 cm	No.30 ↕ 4.2 cm ↔ 1.3 cm	No.31 ↕ 3.4 cm ↔ 1.0 cm	No.32 ↕ 3.3 cm ↔ 0.9 cm	No.33 ↕ 3.5 cm ↔ 0.8 cm	No.34 ↕ 3.2 cm ↔ 0.5 cm	No.35 ↕ 3.4 cm ↔ 0.4 cm	No.36 ↕ 3.4 cm ↔ 0.8 cm	No.37 ↕ 3.9 cm ↔ 0.8 cm	No.38 ↕ 4.7 cm ↔ 1.2 cm	No.39 ↕ 5.5 cm ↔ 1.2 cm	No.40 ↕ 5.7 cm ↔ 1.1 cm	No.41 ↕ 4.8 cm ↔ 1.2 cm	No.42 ↕ 4.5 cm ↔ 0.7 cm	No.43 ↕ 4.4 cm ↔ 0.7 cm	No.44 ↕ 4.0 cm ↔ 0.7 cm	No.45 ↕ 4.8 cm ↔ 0.7 cm	No.46 ↕ 4.8 cm ↔ 0.8 cm	No.47 ↕ 8.2 cm ↔ 1.9 cm	No.48 ↕ 5.6 cm ↔ 1.2 cm	No.49 ↕ 3.4 cm ↔ 1.2 cm	No.50 ↕ 3.5 cm ↔ 1.2 cm	No.51 ↕ 3.8 cm ↔ 1.2 cm	No.52 ↕ 3.4 cm ↔ 1.2 cm	No.53 ↕ 3.3 cm ↔ 0.7 cm	No.54 ↕ 3.9 cm ↔ 1.2 cm	No.55 ↕ 5.1 cm ↔ 1.2 cm	No.56 ↕ 3.2 cm ↔ 0.7 cm	No.57 ↕ 3.7 cm ↔ 1.2 cm	No.58 ↕ 5.8 cm ↔ 1.2 cm	No.59 ↕ 3.5 cm ↔ 1.6 cm	No.60 ↕ 3.3 cm ↔ 0.9 cm	No.61 ↕ 4.8 cm ↔ 2.0 cm	No.62 ↕ 4.8 cm ↔ 2.2 cm	No.63 ↕ 4.2 cm ↔ 1.4 cm	No.64 ↕ 4.3 cm ↔ 1.5 cm	No.65 ↕ 5.5 cm ↔ 1.3 cm	No.66 ↕ 4.8 cm ↔ 1.5 cm	No.67 ↕ 7.2 cm ↔ 1.7 cm	No.68 ↕ 5.1 cm ↔ 1.4 cm	No.69 ↕ 4.6 cm ↔ 4.6 cm	No.70 ↕ 3.6 cm ↔ 1.2 cm	No.71 ↕ 2.8 cm ↔ 4.0 cm
--------------------------------------	--------------------------------------	--------------------------------------	--------------------------------------	--------------------------------------	--------------------------------------	--------------------------------------	--------------------------------------	--------------------------------------	---------------------------------------	---------------------------------------	---------------------------------------	---------------------------------------	---------------------------------------	---------------------------------------	---------------------------------------	---------------------------------------	---------------------------------------	---------------------------------------	---------------------------------------	---------------------------------------	---------------------------------------	---------------------------------------	---------------------------------------	---------------------------------------	---------------------------------------	---------------------------------------	---------------------------------------	---------------------------------------	---------------------------------------	---------------------------------------	---------------------------------------	---------------------------------------	---------------------------------------	---------------------------------------	---------------------------------------	---------------------------------------	---------------------------------------	---------------------------------------	---------------------------------------	---------------------------------------	---------------------------------------	---------------------------------------	---------------------------------------	---------------------------------------	---------------------------------------	---------------------------------------	---------------------------------------	---------------------------------------	---------------------------------------	---------------------------------------	---------------------------------------	---------------------------------------	---------------------------------------	---------------------------------------	---------------------------------------	---------------------------------------	---------------------------------------	---------------------------------------	---------------------------------------	---------------------------------------	---------------------------------------	---------------------------------------	---------------------------------------	---------------------------------------	---------------------------------------	---------------------------------------	---------------------------------------	---------------------------------------	---------------------------------------	---------------------------------------

Embroidery Pattern Color Change Table
 Tableau de changement de couleur des motifs de broderie
 Tabla de cambio de color para patrones de bordado



	No.80  ↕ 3.1 cm ↔ 0.9 cm	No.91  ↕ 4.5 cm ↔ 1.5 cm	No.102  ↕ 6.3 cm ↔ 1.8 cm	No.113  ↕ 4.5 cm ↔ 1.0 cm	No.124  ↕ 3.4 cm ↔ 0.7 cm	No.135  ↕ 3.2 cm ↔ 0.4 cm	No.146  ↕ 3.6 cm ↔ 1.0 cm
No.72  ↕ 3.4 cm ↔ 4.0 cm	No.81  ↕ 4.9 cm ↔ 0.9 cm	No.92  ↕ 5.7 cm ↔ 2.5 cm	No.103  ↕ 4.9 cm ↔ 1.8 cm	No.114  ↕ 3.0 cm ↔ 0.9 cm	No.125  ↕ 3.4 cm ↔ 0.7 cm	No.136  ↕ 3.0 cm ↔ 0.5 cm	No.147  ↕ 3.2 cm ↔ 0.8 cm
No.73  ↕ 4.6 cm ↔ 8.0 cm	No.82  ↕ 5.7 cm ↔ 0.9 cm	No.93  ↕ 3.0 cm ↔ 1.0 cm	No.104  ↕ 3.9 cm ↔ 1.3 cm	No.115  ↕ 3.5 cm ↔ 0.7 cm	No.126  ↕ 5.0 cm ↔ 0.6 cm	No.137  ↕ 3.2 cm ↔ 0.8 cm	No.148  ↕ 3.2 cm ↔ 0.6 cm
No.74  ↕ 6.5 cm ↔ 4.0 cm	No.83  ↕ 3.6 cm ↔ 0.9 cm	No.94  ↕ 3.6 cm ↔ 1.8 cm	No.105  ↕ 4.9 cm ↔ 1.0 cm	No.116  ↕ 6.0 cm ↔ 0.9 cm	No.127  ↕ 3.0 cm ↔ 0.7 cm	No.138  ↕ 4.2 cm ↔ 1.2 cm	No.149  ↕ 3.6 cm ↔ 0.6 cm
No.75  ↕ 7.7 cm ↔ 2.0 cm	No.84  ↕ 3.2 cm ↔ 1.0 cm	No.95  ↕ 4.2 cm ↔ 0.9 cm	No.106  ↕ 3.6 cm ↔ 1.0 cm	No.117  ↕ 4.2 cm ↔ 0.7 cm	No.128  ↕ 3.4 cm ↔ 0.7 cm	No.139  ↕ 3.0 cm ↔ 0.9 cm	No.150  ↕ 3.0 cm ↔ 1.0 cm
No.76  ↕ 8.6 cm ↔ 4.2 cm	No.85  ↕ 3.7 cm ↔ 2.0 cm	No.96  ↕ 3.8 cm ↔ 0.8 cm	No.107  ↕ 5.3 cm ↔ 1.2 cm	No.118  ↕ 4.0 cm ↔ 0.9 cm	No.129  ↕ 2.6 cm ↔ 0.7 cm	No.140  ↕ 3.0 cm ↔ 0.6 cm	
No.77  ↕ 5.0 cm ↔ 4.0 cm	No.86  ↕ 3.4 cm ↔ 2.0 cm	No.97  ↕ 3.2 cm ↔ 0.7 cm	No.108  ↕ 3.8 cm ↔ 0.9 cm	No.119  ↕ 3.8 cm ↔ 0.9 cm	No.130  ↕ 3.4 cm ↔ 0.7 cm	No.141  ↕ 3.2 cm ↔ 0.6 cm	
No.78  ↕ 8.4 cm ↔ 4.2 cm	No.87  ↕ 3.6 cm ↔ 2.0 cm	No.98  ↕ 3.0 cm ↔ 1.0 cm	No.109  ↕ 3.6 cm ↔ 1.3 cm	No.120  ↕ 3.6 cm ↔ 0.9 cm	No.131  ↕ 4.2 cm ↔ 0.7 cm	No.142  ↕ 5.2 cm ↔ 1.0 cm	
No.79  ↕ 5.0 cm ↔ 4.0 cm	No.88  ↕ 3.8 cm ↔ 2.1 cm	No.99  ↕ 2.8 cm ↔ 1.1 cm	No.110  ↕ 3.0 cm ↔ 1.2 cm	No.121  ↕ 3.4 cm ↔ 0.7 cm	No.132  ↕ 3.7 cm ↔ 0.8 cm	No.143  ↕ 3.0 cm ↔ 0.6 cm	
	No.89  ↕ 3.6 cm ↔ 2.0 cm	No.100  ↕ 4.2 cm ↔ 0.9 cm	No.111  ↕ 3.2 cm ↔ 0.9 cm	No.122  ↕ 3.4 cm ↔ 0.6 cm	No.133  ↕ 3.1 cm ↔ 0.7 cm	No.144  ↕ 3.2 cm ↔ 0.6 cm	
	No.90  ↕ 4.0 cm ↔ 2.0 cm	No.101  ↕ 3.9 cm ↔ 2.0 cm	No.112  ↕ 3.5 cm ↔ 1.2 cm	No.123  ↕ 4.0 cm ↔ 0.7 cm	No.134  ↕ 3.0 cm ↔ 0.3 cm	No.145  ↕ 3.6 cm ↔ 0.6 cm	

Patterns for bobbin work

Motifs pour le travail à la canette

Patrones para efectos decorativos con bobinas

Note : Embroidery patterns for bobbin work are reversed when they have been sewn.
Remarque : Les motifs de broderie pour le travail à la canette sont inversés lorsqu'ils sont cousus.
Nota : Los patrones de bordado para efectos decorativos con bobinas se invierten una vez cosidos.



No.146



4 min	
1	■ (030)
↕ 22.4 cm ↔ 19.9 cm	
4.5 m (3.9 m + 0.6 m)	

Total length of thread needed to sew the pattern (to sew the pattern + to tie ends)
 Longueur totale de fil nécessaire pour coudre le motif (coudre le motif + nouer les extrémités)
 Longitud total de hilo necesario para coser el patrón (coser el patrón + atar los extremos)



No.147



1 min	
1	■ (030)
↕ 17.5 cm ↔ 9.7 cm	
1.5 m (0.9 m + 0.6 m)	



No.150



2 min	
1	■ (030)
↕ 19.6 cm ↔ 9.8 cm	
2.3 m (1.7 m + 0.6 m)	



No.148



1 min	
1	■ (509)
↕ 12.4 cm ↔ 12.7 cm	
1.6 m (1.0 m + 0.6 m)	



No.151




1 min	
1	■ (405)
↕ 17.5 cm ↔ 10.4 cm	
1.8 m (1.2 m + 0.6 m)	



No.149



3 min	
1	■ (405)
↕ 16.5 cm ↔ 12.5 cm	
2.8 m (2.2 m + 0.6 m)	




No.152



1 min	
1	■ (620)
↕ 13.6 cm ↔ 13.3 cm	
1.6 m (1.0 m + 0.6 m)	


Refer to the instruction and reference guide for the sewing machine for details on how to embroider bobbin work patterns.
 Reportez-vous au guide d'instructions et de référence de la machine à coudre pour plus de détails sur la broderie des motifs pour le travail à la canette.
 Para obtener más información sobre cómo bordar patrones para efectos decorativos con bobinas, consulte la guía de referencia y de instrucciones de la máquina de coser.

Embroidery Pattern Color Change Table
 Tableau de changement de couleur des motifs de broderie
 Tabla de cambio de color para patrones de bordado



No.153




1 min	
1	■ (405)
↕ 15.4 cm ↔ 10.0 cm	
 1.6 m (1.0 m + 0.6 m)	



No.157




3 min	
1	■ (328)
↕ 22.4 cm ↔ 17.7 cm	
 3.5 m (2.9 m + 0.6 m)	



No.154




1 min	
1	■ (509)
↕ 6.3 cm ↔ 7.5 cm	
 1.1 m (0.5 m + 0.6 m)	



No.158




2 min	
1	■ (542)
↕ 12.4 cm ↔ 13.6 cm	
 2.7 m (2.1 m + 0.6 m)	



No.155





1 min	
1	■ (405)
↕ 7.5 cm ↔ 6.8 cm	
 1.0 m (0.4 m + 0.6 m)	



No.159




2 min	
1	■ (209)
↕ 8.2 cm ↔ 11.8 cm	
 2.2 m (1.6 m + 0.6 m)	



No.156



2 min	
1	■ (030)
↕ 12.6 cm ↔ 12.6 cm	
 2.4 m (1.8 m + 0.6 m)	

Examples of Combinations

Exemples de combinaisons

Ejemplos de combinaciones

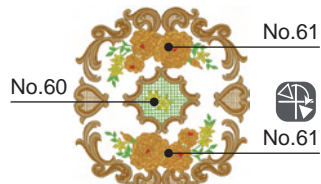
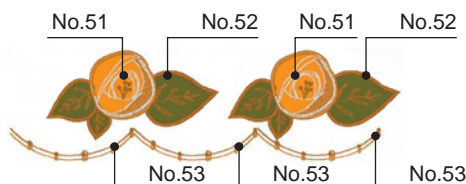

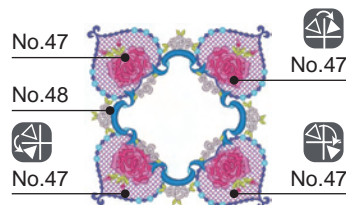
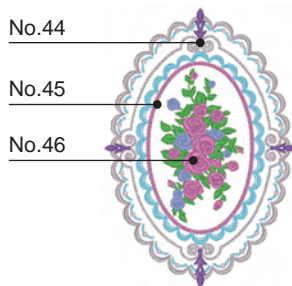
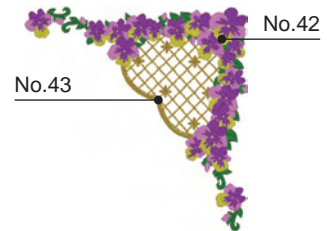
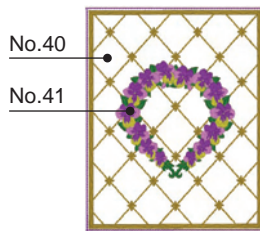
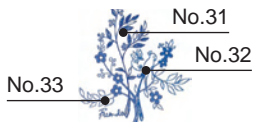

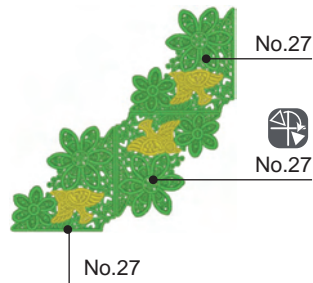
Combine various embroidery patterns, as shown below, to enhance your embroidering enjoyment.
 Combinez plusieurs motifs de broderie comme indiqué ci-dessous, pour un plaisir de broderie garanti.
 Combine distintos patrones de bordado, como se muestra a continuación, para un mayor deleite al bordar.



Positioning symbols: These symbols indicate how embroidery patterns have been flipped or rotated to create the combined pattern.

Symboles de positionnement: Ces symboles indiquent la manière dont les motifs de broderie ont été inversés ou tournés pour créer le motif combiné.

Símbolos de colocación: estos símbolos indican cómo se han invertido o girado los patrones de bordado para crear el patrón combinado.



Color Thread Conversion Chart

Tableau de conversion des fils de couleur

Tabla de conversión de hilos de color

No.	Color Name	R.A. Polyester	R.A. Rayon	Isacord Polyester	Madeira Polyneon	Madeira Rayon	Sulky Polyester	Sulky Rayon	Gütermann Dekor	Country	Embr.	
1	Pink	5523	2223	*0180	1921	1121	1224	1108	*4830	155	085	
2	Dusty Rose	5675		2155	1816	1108						
3	Petal Pink	7701	2255			1015						
4	Light Pink	9030		1860								
5	Light Coral	9078			1915			1148				
6	Ginger Jar	9080		2170		1115						
7	Heather Mist	9070		1755								
8	Champagne	9063		2051								
9	Dark Mauve	9015		2153				1119				
10	Heather	9164		2152								
11	Neon Pink	5711			1948							
12	Comfort Pink	9077				1119			5435			
13	Mountain Rose	5795	2373			1315						
14	Cherry Pink	5544	2244									
15	Carnation	5537	2509					1188				
16	Salmon	9073	2553	1840		1018						
17	Shrimp	5546						1154				
18	Dark Coral	9065	2246									
19	Bitteroot	7709	2277									
20	Burgundy	5549	2249	2022		1182		1169				
21	Warm Wine	5796	2622		1782			1309				
22	Russet	5552		2123	1781							
23	Plum	9055	2498			1389						
24	Maroon	5676		2115	1919							
25	Royal Crest	9162							5400			
26	Hot Pink	5560							5385			
27	Ruby	5797				1183						
28	Dark Fuchsia	5804	2504	*2300	1984	1383	1533	1533	*4810	126	107	
29	Carmine	5561	*2419	2300	1986	*1081	1511	*1511	5315	158	807	
30	Dark Pink	9161			1994				4810			
31	Deep Rose	9168	*2508	2520	1721	*1117	1154	1307	*4941	024	086	
32	Begonia	5528				1117						
33	Azalea	7712		2220								
34	Rubine Red	9012				1186			4740			
35	Strawberry	5732		2320	1910							
36	Devil Red	7706	2507	1906	1986							
37	Candy Apple Red	5807		1805		1081						
38	Hollyhock Red	9006	2267	1912				1311				
39	Toasty Red	9002	2418	1902		1181						
40	Wild Fire	5567							4700			
41	Red	5678	2505	2101	1637	*1037	1037	*1037	*4740	149	800	
42	Jockey Red	5581			1747							
43	Radiant Red	5566	2219					561	4731			
44	Red Berry	5718			1839							
45	Foxy Red	5563			1838	1147		1147				
46	Lipstick	5533	2263	1900								
47	Christmas red	9170	2420	1800		1037		1317				
48	Scarlet	5519	2281	1904								
49	Deep Scarlet	5811		1913								
50	Cranberry	5570	2270	1911					4160			
51	Dark Cherry	5908			1974							
52	Flesh Pink	5677	*2347	*2170	1915	*1015	1064	*1064	*5136	152	124	
53	Bisque	5553		1551		1019						
54	Flamingo	5558	2414	1532					4865			
55	Melon	5594	2512									
56	Peach Melba	9058		1600								
57	Watermelon	5712							4595			
58	Honeysuckle	7713		1521								
59	Dark Orange	9056		1335	1621	1021		1021				
60	Clear Blue	9029										
61	Blue Joy	9032	2598	0145								
62	Ice Blue	5600	2300					1074				
63	Medium Blue	9089						1248				
64	Rockport Blue	5836			1960	1360						
65	Pastel Blue	5682	2239	3951	1953							
66	Baby Blue	5539					1202					
67	Sky Blue	5506	*2239	*3641	1828	*1028	1196	*1196	*6575	512	019	
68	Light Blue	5683	*2222	*3640	1932	*1276	1074	*1074	*6280	150	017	
69	Lake Blue	5604	2206		1874	1075		1028				
70	Happy Blue	9039		3820	1675	1028		1029				
71	Ultra Blue	5733						1134				
72	Tropic Blue	5734	2530					1196				
73	Cornflower Blue	5601	2526	3641	1830	*1335	1028	1076	*5900	015	070	
74	Blue Moon	9081				1375						
75	Sapphire	5545	2529			1029		1253	6010			
76	Slate Blue	5575		3953								
77	Dark Blue	5641	2341		1964							
78	Deep Blue	9075	2612	3444	1775	1364						

* Closest color match *L'assortiment de couleurs le plus proche *Concordancia con el color más cercano

*

No.	Color Name	R.A. Polyester	R.A. Rayon	Isacord Polyester	Madeira Polyneon	Madeira Rayon	Sulky Polyester	Sulky Rayon	Gütermann Dekor	Country	Embr.
79	Wonder Blue	5877	2577			1160		1172			
80	Baltic Blue	5820		4032							
81	California Blue	5689	2520	3901							
82	Cerulean	5801	2441			1176		1534			
83	Solar Blue	5741	2442		1797						
84	Electric Blue	5829	*2528	3815	*1893	*1297	1250	*1250	*6746	564	420
85	Pacific Blue	5520		3600							
86	Blue	5684	*2220	*3543	1829	*1177	1076	*1076	*6010	586	405
87	Imperial Blue	5602	2302	3622		1042		1143			
88	Fleet Blue	5750			1966						
89	Blue Ribbon	5739	2613		1742			1044			
90	Light Navy	5603	2603		1643	1044		505			
91	Medium Navy	5824	2303	3323				1043			
92	Empire Blue	5686		3355	1967						
93	Blue Ink	5909				1243					
94	Midnight Navy	5687		3344							
95	Dark Sapphire	5580	2436		1842				6655		
96	Blue Suede	5738	2220	3544	1642			1535			
97	Ultra Marine	5736	2429	3612	1676	1166	1042	572	*6746	575	406
98	Royal Blue	5510	2280			1076					
99	Cobalt Blue	5685		3543				526			
100	Prussian Blue	5737	*2627	*3344	*1961	*1076	1535	*1535	*6655	588	007
101	Nassau Blue	9022	2625					1293			
102	Chow Blue	9171		3102	1767						
103	Paris Blue	5583	2304	3640		1030					
104	Blue Lavender	9048	2384	3331	1830	1143					
105	Medium Lavender	5706	2406	3251							
106	Lavender	5586	*2276	*3045	1911	*1261	1193	*1193	*5865	604	804
107	Tulip Lavender	9167			1630						
108	Wisteria Violet	5587	2287	*2830	*1631	*1311	1032	1296	*6010	003	607
109	Queen Purple	9031						1112			
110	Livid Lavender	9166			1943	1330					
111	Purple Chariot	9049						1242			
112	Purple Maze	5728	2742	3110							
113	Deep Purple	5803						1235	5885		
114	Purple Accent	5731			1922	1112					
115	King Purple	9053	2431			1312					
116	Royal Purple	5681	*2381	*2711	1788	*1188	1192	*1192	*6660	636	869
117	Mod Purple	9071		2715		1033		1255			
118	Purple	5554	2430	*2905	1880	1122	1122	1122	5727	635	614
119	Violet	5588	*2285	*3541	1631	*1033	1194	*1194	*5729	624	613
120	Pale Purple	9088		2910		1032		1194			
121	Magenta	5592	2426	*2764	1710	*1235	1191	*1191	*5885	625	620
122	Light Lilac	9016	*2588	*2650	1911	*1031	1121	*1121	*	133	810
123	Lilac	9009	*2424	*2830	1831	*1080	1080	1080	*5827	623	612
124	Siberian iris	9041						1031			
125	Fantasia Pink	9044				1120			4830		
126	Dream Pink	9040		2250					5185		
127	Exclusive Pink	9074		2160		1014					
128	Pink Splendor	9037						1224			
129	Wild Pink	5559			1921	1309		1515			
130	Amber Red	5591	2590	*1725	1942	1310	1119	*1119	*5300	212	333
131	Raspberry Ice	9017		2506	1710	1188					
132	Aubergine	9046		2600	1172						
133	Bambino Blue	9079		3910	1827						
134	Blue Fringe	9054		4113	1694			1090			
135	Marine Aqua	5607		4010				1206			
136	Blue Wisteria	9052		4101	1895						
137	Angel Blue	9060				1295					
138	Mallard Blue	5821	2446		1890						
139	Peacock Blue	5810	*2515	4116	*1685	*1052	1206	*1206	*7030	057	415
140	Dark Jade	9143		4643	1652	1252					
141	Paradise Green	9104	2549	4515		1290					
142	Perpetual Teal	9062			1762						
143	Venus Blue	9100		4033		1162					
144	Feather Blue	5522	2222	4250		1292			8700		
145	Mint Julep	5610						1045			
146	Sea Glass	9141				1088					
147	Turquoise	5504	2492		1846						
148	Mystic Teal	5743	2445			1293		1230			
149	Aqua	5792				1090		1288			
150	Oceanic Green	5746							7550		
151	Tempest Turq	9102							7543		
152	M.D. Green	5745				1246			7337		
153	Dark Teal	5809	2514			1298		571			
154	Ocean Aqua	9142	2735			1052		1551			
155	Blue Spruce	5849				1304					
156	Newport	5850	2329			1392		1287			

* Closest color match *L'assortiment de couleurs le plus proche *Concordancia con el color más cercano

Color Thread Conversion Chart
Tableau de conversion des fils de couleur
Tabla de conversión de hilos de color

No.	Color Name	R.A. Polyester	R.A. Rayon	Isacord Polyester	Madeira Polyneon	Madeira Rayon	Sulky Polyester	Sulky Rayon	Gütermann Dekor	Country	Embr.	
157	Green Bay	5755		5233		1391						
158	Seacrest	5578	*2517	*5220	1647	*1219	1077	*1077	*8470	505	542	
159	Kiwi Green	9107						1212				
160	Olive Green	5502	2202	5664	1904	*1396	1174	*1228	*8320	476	519	
161	Harbor Green	5692	2631					525				
162	Special Green	5805			1970	1370						
163	Dark Army Green	5853		5944	1756	1357						
164	Heavy Green	7711	2553		1705	1303		1103				
165	Alpine Green	9151				1394						
166	Field Green	5760	2728					1550				
167	Green Sail	5759	2459		1996			1286				
168	Midnight Teal	9146			1690			1536				
169	Sea Mist	5693	2517		1645	1045						
170	Willow Green	5611	2311	5230		1245		1280				
171	Tealeaf	9106		5220					8470			
172	Isle Green	5612			1847			640				
173	Forest Pine	9144		5210					8375			
174	Jade	5813				1280						
175	Peppermint	5690		5101		1279	1503	1503				
176	Teal Green	5751	*2214	*4410	1879	*1298		1517	*8535	483	534	
177	Deep Green	5615	2460	5326	1703	*1370	1208	*1208	8067	467	808	
178	Classic Green	9169						1232				
179	Dark Pine Green	5584	2323			1103		1174				
180	Green	5509	2209	5633	1770							
181	Irish Green	5812		5422	1989							
182	Emerald Green	5508	2454	*5115	1750	*1250	1079	*1079	*8870	485	507	
183	Shamrock	9092	2208	5515		1250		1079				
184	Moss Green	9091	*2321	*5833	1770	*1369	1176	*1176	*8320	446	515	
185	Light Kelly	7710		5510	1651	1051		1051				
186	Kelly	5540		5513		1369						
187	Leaf Green	5514	2214	*5115	1749	1050	1510	1049	*8320	463	509	
188	Slightly Green	9149		5650				1100				
189	Green Oak	5619	2211		1900							
190	Mint Green	5511	*2320	*5531	1702	*1302	1047	*1047	*8375	461	502	
191	Fresh Green	9153	2319	*5610	1706	*1102	1209	*1209	*8470	442	027	
192	Peapod	5756	2456					1322				
193	Pastoral Green	5621	2279			1048		1510				
194	Light Avocado	9108		5822					8595			
195	Harvest Green	9147	2578			1249						
196	Green Dust	5757						1332	8320			
197	Lime Green	5622	2226	5912	1848	1170	1177	*1177	*8320	444	513	
198	Erin Green	5620	2321					1177				
199	Foliage Green	5842				1190						
200	Sunflower	5861	2462	0310	1924	1083		1023				
201	Gold	9124	2201	0546	1670			1549				
202	Autumn Green	5843	2543		1792	1191						
203	Olive drab	9154		6133					8990			
204	Meadow	5526		5933	1769							
205	Sage	9152	2595					1176	8870			
206	Dark Olive	9122	*2317	0465	1796	*1156	1156	*1156	*8840	473	517	
207	Army Green	9155		6156	1794							
208	Coronation Gold	9014	2557	0520	1866	1066						
209	Lemon Yellow	5625	2325	*0250	1623	1023	1067	*1067	*1460	342	202	
210	Bright Yellow	9051		0600		1068			1570			
211	Yellow	5860	*2213	*0605	1980	1124	1187	1124	*1440	043	205	
212	Ombre Gold	9001		0311	1971	1069		1083				
213	Manila	5766		0608	1624			523				
214	Havana Yellow	9127		0706	1925							
215	Goldenrod	5542		0700		1125						
216	Warm Sunshine	9172	2558		1683	1024		1023	1585			
217	Pollen Gold	5856		0702	1773							
218	Day Lilly	9010		0824	1725			1025				
219	Star Gold	5708		0713		1172						
220	Golden Sunshine	5765		0811		1137		0567				
221	Brass	9109	2395	*0221	1791	*1192	1159	0502	*1625	404	328	
222	Orange	5694	2247	*1102	1951	*1137	1024	*1024	*1770	335	208	
223	Deep Gold	5512	2602	0904	*1772	*1172	1025	*1025	*1730	354	214	
224	Harvest Gold	5770	*2626	*0232	1971	*1024	1124	*1124	*1695	334	206	
225	Yellow Mist	5709	2394			1065		1238	1625			
226	Mustard	9050			1771							
227	Copper	5595		0922					1956			
228	Light Cantalope	5710			1946							
229	Grilled Orange	9072	2236			1078						
230	Orangeade	5767	2513	1301	1779							
231	Paprika	5536			1878	1146			3570			
232	Soft Pink	9159			1837							
233	Vermillion	9023	*2219	1701	1779	1307	1184	*1184	*4160	148	030	
234	Saffron	5629	2329	1703				1037				

* Closest color match *L'assortiment de couleurs le plus proche *Concordancia con el color más cercano

Color Thread Conversion Chart
Tableau de conversion des fils de couleur
Tabla de conversión de hilos de color

No.	Color Name	R.A. Polyester	R.A. Rayon	Isacord Polyester	Madeira Polyneon	Madeira Rayon	Sulky Polyester	Sulky Rayon	Gütermann Dekor	Country	Embr.	
235	Auburn	5772	2623					1263				
236	Terra Cotta	5634		1514		1039						
237	Dark Rust	5505	2205	1312		1179		1181				
238	Peach Mist	9157			1937							
239	Dark Melon	9068		1352		1152			5040			
240	Tawny	5556	2256		1882			1543	1790			
241	Soft Peach	9047		1362		1226						
242	Rust	5589		1332				0621				
243	Dark Apricot	9038	2330	1220								
244	Tangerine	5518		1114	1965		1078			336	209	
245	Pumpkin	5630			1952		1065			322	126	
246	Sunburst	5769	2469		1678			1078				
247	Gold Spice	5698						0562				
248	Honey	5547			1870	1155						
249	Almond	5779				1173						
250	Reddish Brown	5781			1753		1021	0568		264	337	
251	Clay Brown	5590	2290	0932	1621		1158	1158		224	339	
252	Russet Brown	5702			1726		1126			414	330	
253	Cream Brown	5761	2732		1866	1061	1061	1070	1195	331	010	
254	Creamy Yellow	5564			1861	1026	1135	1055		370	812	
255	Glow	5534	2234	0640		1270						
256	Pistachio	5550			1738							
257	Golden Tan	5870			1884				2610			
258	Ginger	5633						1159				
259	Temple Gold	9165			1772							
260	Tan	9130	2231	0842		1253		1126				
261	Suntan	9132		1141	1927							
262	Candy Tan	9094		0651		1055						
263	Beige	5598			1738		1127			012	843	
264	Rattan	5774	2493	1123		1126						
265	Dark Beige	5524		0934	1855	1056						
266	Antique Gold	5906		0822		1192						
267	Bronze	5815	2478			1144		1170				
268	Coffee	5777				1329						
269	Linen	5635					1082			025	307	
270	Seashell	5776	2298	1172	1682	1128						
271	Ecru	5532	2232			1149		1017				
272	Salmon Pink	5773			1816		1225			122	079	
273	Light Cocoa	5778		1154	1657				2670			
274	Dusty Peach	5638			1853			0619				
275	Light Brown	5789		0832	1729		1128			255	323	
276	Khaki	5636			1939		1055			242	348	
277	Coffee Bean	9156		1055	1945	1058		1057				
278	Brownstone	9042		1342	1758	1378						
279	Deep Brown	5551	2251		1658	1145		1186	2335			
280	Dark Brown	5637	2566		1859		1129			717	058	
281	Brown	5672						1129				
282	Happy Trail	9087	2488	1565		1057						
283	Dark Taupe	9128		0722		1054						
284	Warm Gray	9126		0861	1860		1218			706	399	
285	Deep Gray	9158	2541	1874		1131						
286	Metal	9111	2407	0111		1041		1041				
287	Black Chrome	5841	2411	1375	1795							
288	Charcoal	5865	2729		1640	1239		1220				
289	Medium Gray	5517	2585	0131		1118						
290	Cool Gray	9112		2674				1328				
291	Smoke Gray	9163		2576	1854			1179				
292	Pewter	9114			1840		1041			745	704	
293	Dark Gray	5565			1841		1220			747	707	
294	Gray	5782	2741	1972	1640		1219	1011		734	817	
295	Light Gray	5785	2733	0150				1327				
296	Chrome	5839				1086		1325				
297	Silver	5640			1812	1087	1011			020	005	
298	Black	5596	2296	0020	1800	1000	1005	1005	9435	100	900	
299	Natural White	5642	2342			1003		1071				
300	White	5597	2403	0010	1801		1001	1002		000	001	

Note: The conversion chart is based on Embroidery thread. The color shades may vary with the different brands listed on the chart. If unsure of a particular color(s), please sew test. Robison Anton (R.A.), Isacord, Madeira, Sulky and Gütermann are respectively registered trademarks. Actual colors may vary slightly from the chart.

Remarque: Le tableau de conversion est basé sur un fil de broderie. Les nuances de couleur peuvent varier en fonction des marques énumérées dans le tableau. En cas de doute sur un coloris, faites un essai de couture. « Robison Anton (R.A.) », « Isacord », « Madeira », « Sulky » et « Gütermann » sont des marques déposées respectives. Les couleurs réelles risquent d'être légèrement différentes de celles du tableau.

Nota: La tabla de conversión está basada en hilo de bordar. Los tonos de color podrán variar con las diferentes marcas listadas en la tabla. Si tiene dudas sobre un color(es) particular, haga un cosido de prueba. "Robison Anton (R.A.)", "Isacord", "Madeira", "Sulky" y "Gütermann" son marcas registradas respectivamente. Los colores verdaderos podrán variar ligeramente con respecto a los de la tabla.

GOLD
Ellisimo[®]

From Inspiration to Reality



FOR THE LOVE OF SEWING

English
French
Spanish
882-W06
XF0347-001
Printed in Taiwan